

CHRIS BASIAS

2026 CATALOGUE

“Something more than simply illuminate your space”

THE DESIGNER

Chris Basias is a distinguished product designer specializing in lighting and the founder of the Athens-based studio CHRIS BASIAS, established in 2012.

His studio focuses on designing, producing and globally distributing his handcrafted lights, bespoke version of them or custom made lighting pieces and lighting installations. He also manufactures on site all his prototypes. He has a passion for the creative process and loves getting involved in production. The studio is supported by a talented network of manufacturers and a number of other specialist workshops who are experts in the process of producing handmade artifacts.

His well considered designs are original and minimal and are characterized by simple lines and geometric forms that create abstract forms at first sight, however each design represents something. His designs often hint at an eccentric and romantic ideal, with an element of playfulness. Some of his designs invite interaction, others highlight the nature of the materials used as well as gravity and balance. Most of his creations are sculptural and have a symmetry based on the golden ratio. Each hand-made piece has a story to tell, beauty and emotion underpinning the radical craftsmanship.

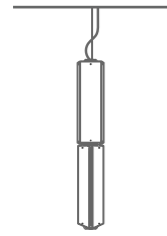
Basias has earned numerous international accolades, including the prestigious Archiproduct Design Award and Build Architectural Award, and his innovative work has been showcased in exhibitions worldwide, such as Salone del Mobile, Art Basel Miami, and Design London Festival. His iconic piece, AZOU, became the first mass-produced lamp to use marble solely for decorative and aesthetic purposes.

His lighting installations are displayed in iconic spaces like the One Thousand Museum and Porsche Tower in Miami, in Louis Vuitton stores globally and Berluti. Through his original and expressive designs, Basias continues to reshape the boundaries of lighting, merging artistry, elegance and functional design.

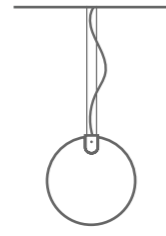


CONTENTS

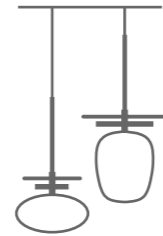
Suspension



TRIA
p.14



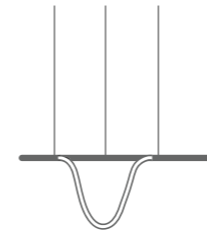
LIKNO
p.20



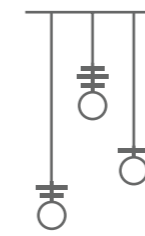
FANOS
p.24



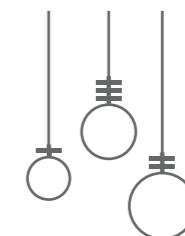
NOUFARO
p.30



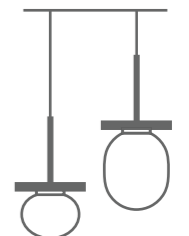
MELT
p.128



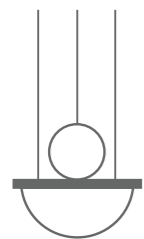
LUA
p.132



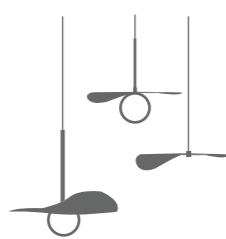
LUA L
p.136



MIRTOS
p.160



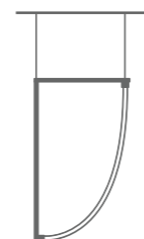
RATIO
p.34



FLOW
p.38



TITI V
p.56



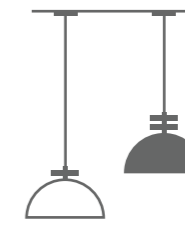
MAST I
p.98



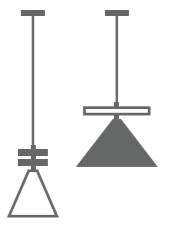
TRIADIC SD & DS
p.168



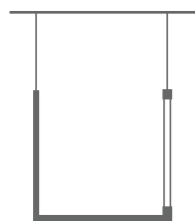
TRIADIC DA
p.172



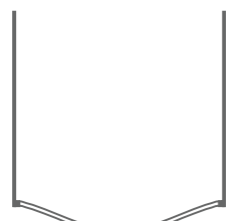
TRIADIC D
p.174



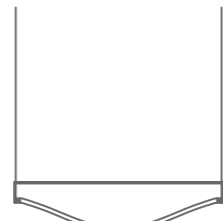
TRIADIC A
p.176



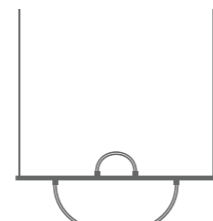
MAST L
p.104



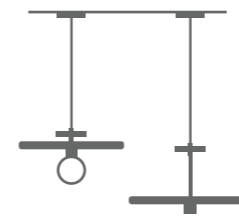
MAST II
p.108



MAST LINEAR
p.110



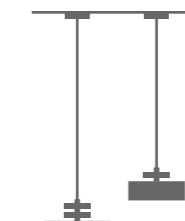
MAST SMILEY
p.112



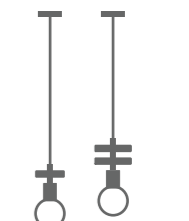
TRIADIC P & PS
p.184



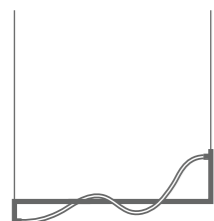
TRIADIC T
p.188



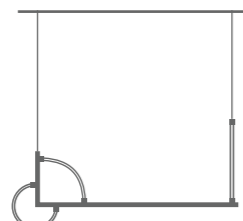
TRIADIC X
p.192



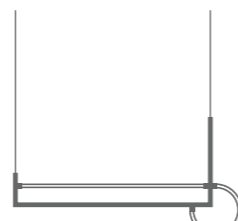
TRIADIC E
p.194



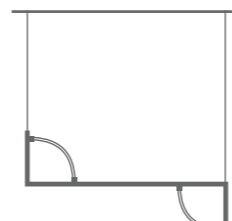
MAST T3
p.116



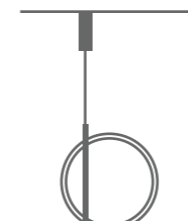
MAST T4
p.118




MAST T5
p.122



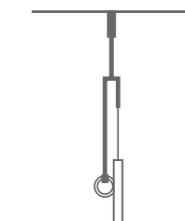
MAST T6
p.124



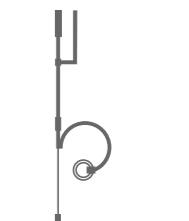
CHORD
p.204



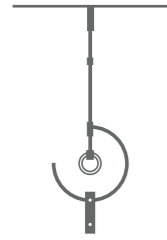
BOW
p.206



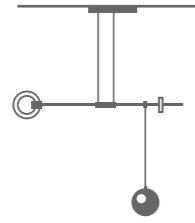
CODE
p.212



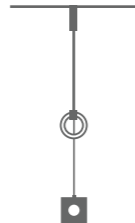
JETTUS
p.214



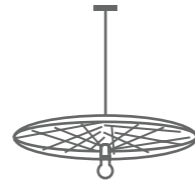
WADJET
p.218



LIBRA
p.234



RUNE
p.238



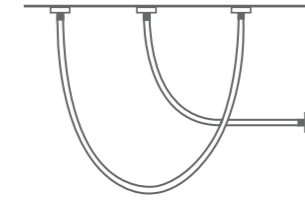
CIRCLE EYE
p.254




TITI V
p.56



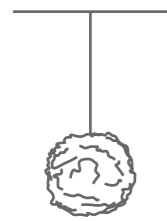
TITI V NC
p.64




TITI C
p.66



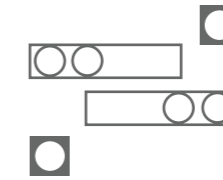
TITI CCW
p.72



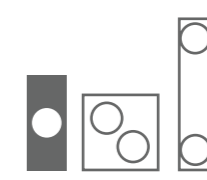
FOG
p.256



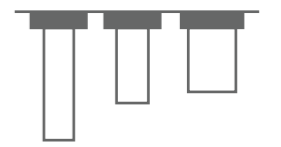
TITI WW
p.76



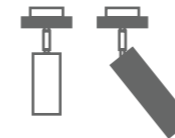
DRAG
p.86




DRAG M
p.88



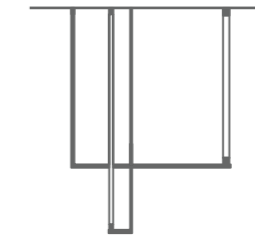
CILINDRO D
p.92



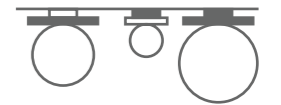
CILINDRO A
p.94



MAST I
p.96

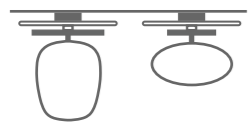


MAST L
p.102



LUA
p.142

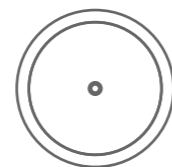
Ceiling | Wall



FANOS
p.24



FLOW
p.42



ORO
p.48



COSMOS
p.54



LUA M
p.146



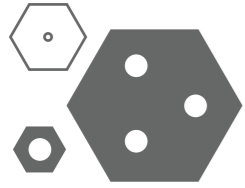
LUA C
p.150



LUA ECLIPSE
p.154



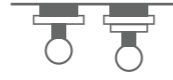
MIRTOS
p.160



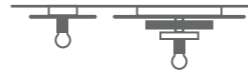
HEX
p.166



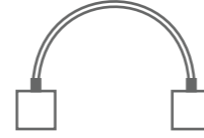
TRIADIC A
p.180



TRIADIC B
p.196



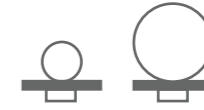
TRIADIC BM & BC
p.198



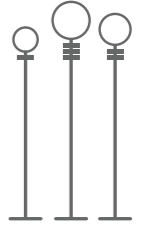
TITI
p.80



90D
p.84



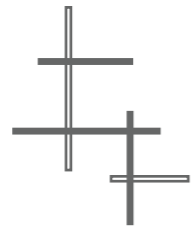
LUA
p.156




LUA L
p.158



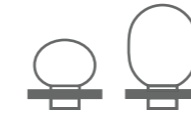
TAILOR MADE
p.248



WOODEN YOGA
p.250



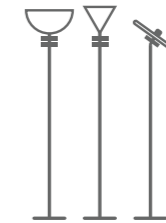
CIRCLE EYE
p.254



MIRTOS
p.162



MIRTOS
p.164



TRIADIC
p.200



ARGES
p.208



ARGES
p.210



WADD
p.222



HELEN
p.226



OLEI
p.230

Floor I Table



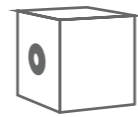
TRIA
p.18



FANOS
p.28



FLOW
p.46



CUBE
p.50



SOTTASS
p.240



VANITY
p.242

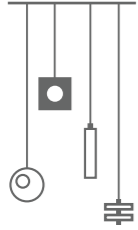


VANITY
p.244

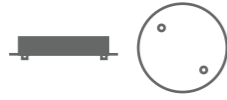


VANITY O
p.246

Decorative Elements | Canopies




COUNTERWEIGHT
p.258

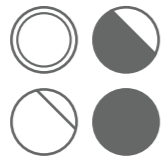


CANOPIES
p.264

Materials | Colors



MARBLES
p.268

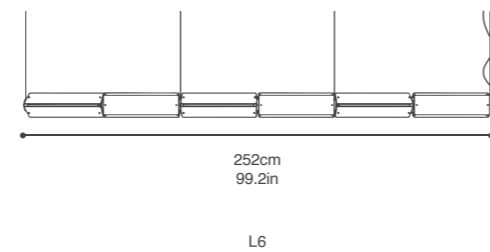
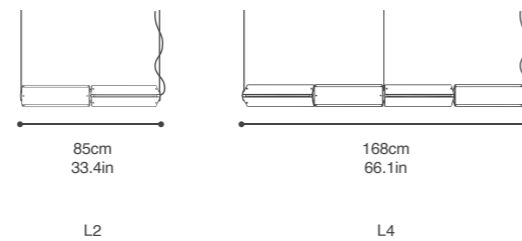


FINISHES & COLORS
p.270

TRIA

Suspension lamp

TRIA is a modular luminaire, crafted from triangular prism-shaped units with translucent marble sides. The modules are connected in the opposite direction, creating a harmonious geometric structure. The LED light source gently illuminates the thin marble slices, highlighting and enhancing the inherent beauty of the natural material. This interplay of light and stone reveals the unique patterns and textures within the marble, creating a captivating and refined atmosphere.



Specifications:

Board LED 24V - CRI>90
Dimmable 1-10V
(upon request: Push / DALI / Casambi)
2700K (upon request 3000K or 4000K)
220-240 / 120V

TRIA V2
760 lm

TRIA V3
1140 lm


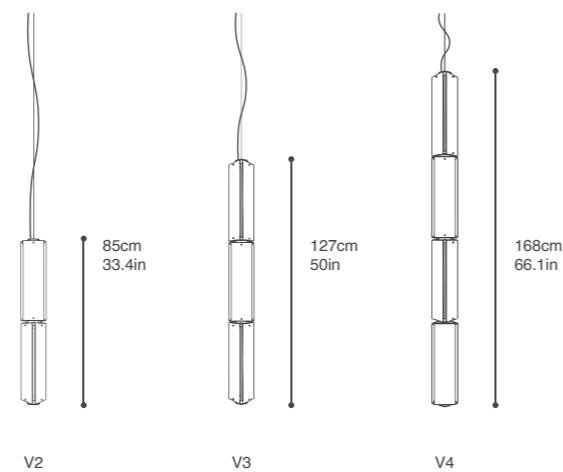
TRIA V4
1520 lm

TRIA L2
760 lm

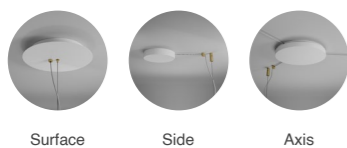
TRIA L4
1520 lm

TRIA L6
2280 lm


Cable length: 180cm / 70.8in
(Extra cable upon request)



Canopy options:



Surface Side Axis



Remote Recessed

White Black

Cable options:

Transparent
 White / Black cable upon request

Marble options:


White Sykis

Finish / Color options:

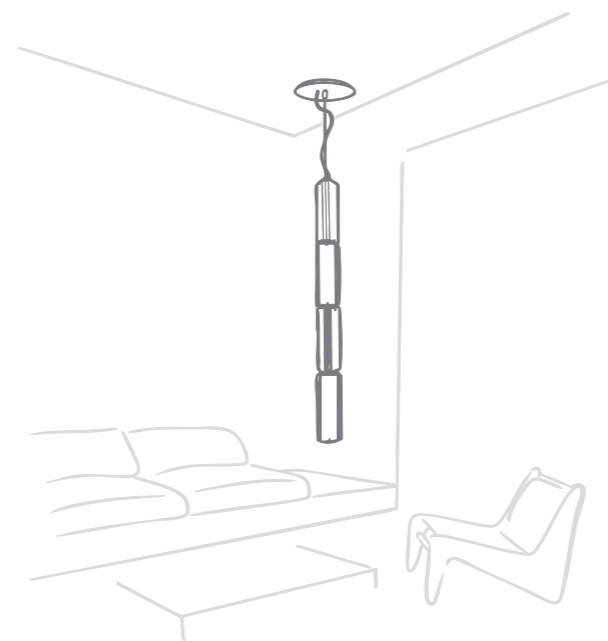
Brushed Brass + White
 Chrome Plated Brass + White
 Finishes / Colors upon request [See more](#)




Brushed Brass + White



Chrome Plated Brass + White



TRIA V4 / SURFACE CANOPY



TRIA L6

TRIA

Floor | Table lamp

TRIA is a modular luminaire, crafted from triangular prism-shaped units with translucent marble sides. The modules are connected in the opposite direction, creating a harmonious geometric structure. The LED light source gently illuminates the thin marble slices, highlighting and enhancing the inherent beauty of the natural material. This interplay of light and stone reveals the unique patterns and textures within the marble, creating a captivating and refined atmosphere.

Specifications:

Board LED 24V - CRI>90
Dimmable Push

2700K (upon request 3000K or 4000K)

220-240 / 120V

TRIA V2

760 lm

TRIA V3

1140 lm

TRIA V4

1520 lm

Marble options:

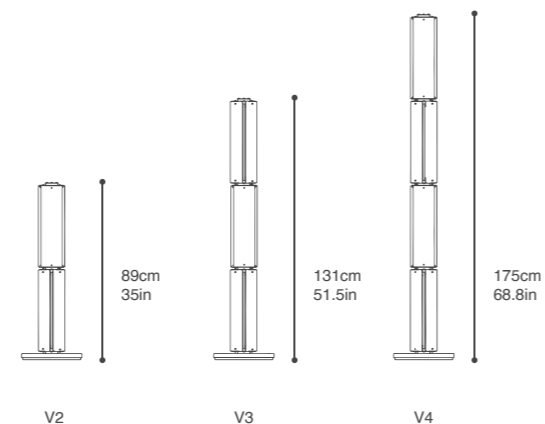
 White Sykis

Finish / Color options:

  Brushed Brass + White

  Chrome Plated Brass + White

 Finishes / Colors upon request [See more](#)



LIKNO

Suspension lamp

Inspired by Newton's Cradle, LIKNO—named after the Greek word for “cradle”—is a lamp crafted from two delicate slices of white Sikis marble. Known for its elegant linear veins in shades of grey, beige, and white, this exquisite marble transforms when illuminated. At its heart, a circular LED light source gently diffuses through the translucent stone, revealing its natural patterns and textures.

Specifications:

Board LED 24V - CRI>90

Dimmable 1-10V

(upon request: Push / DALI / Casambi)

2700K (upon request 3000K or 4000K)

220-240 / 120V

760 lm

Cable length: 180cm / 70.8in

(Extra cable upon request)

Canopy options:



Surface

Side

Axis



Remote

Recessed

White Black

Cable options:

White Black Transparent

Marble options:

White Sykis

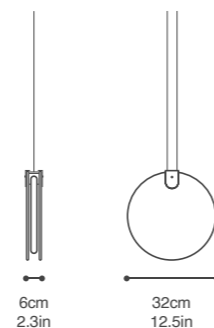
Finish options:

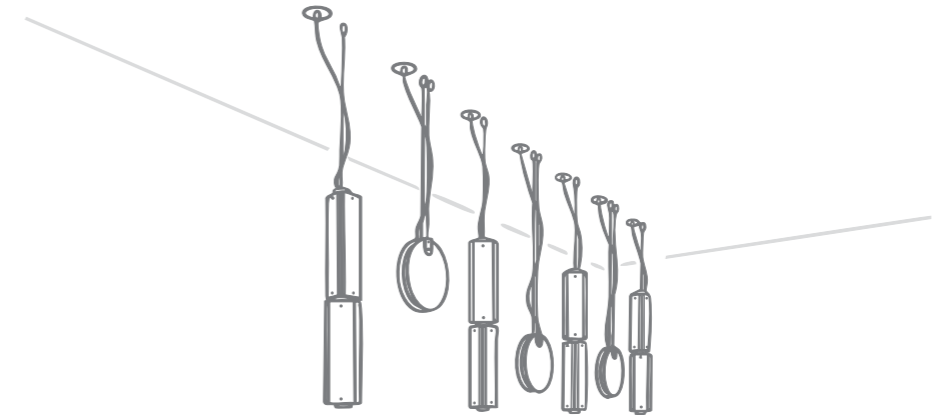
Brushed Brass

Chrome Plated Brass

Finishes upon request

[See more](#)






LIKNO / TRIA V2 / REMOTE CANOPY



Brushed Brass



Blackened Brass



Chrome Plated Brass

FANOS

Suspension | Wall | Ceiling lamp

FANOS is inspired by traditional Asian paper lanterns. This series elegantly combines thick, mouth-blown opal matte glass with two contrasting disks—one thick marble and one thin metal. These elements are carefully fixed together with brass parts, blending modern craftsmanship with classical materials. The interplay of textures and light creates a refined yet warm atmosphere in any space.

Specifications:

Bulb E27 (E26) (not included)

Dimmable

Recommended CCT 2700K & 3000K

100-240V

Cable length: 180cm / 70.8in (suspension only)
(Extra cable upon request)

Canopy options (for suspension only):

Canopy for this product is *NOT* included.

Select canopy here: [See more](#)

Cable options (for suspension only):

White Black Transparent

Marble options:

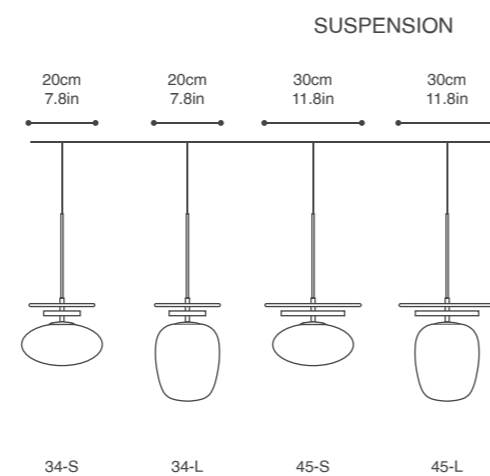
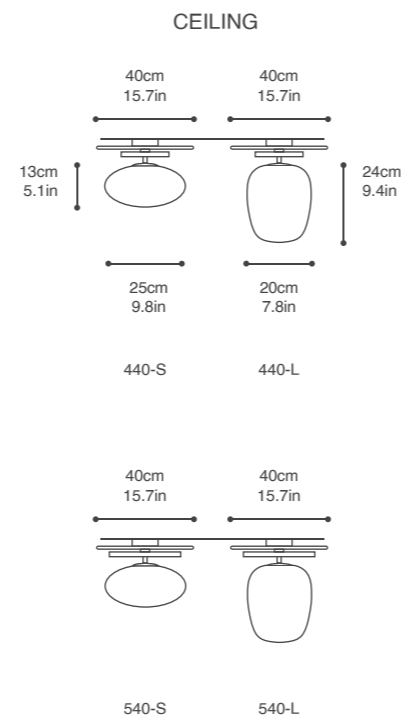
- White Dionysos
- Green Tinos
- Black Marquina
- Red Ritsonas
- Beige Travertine

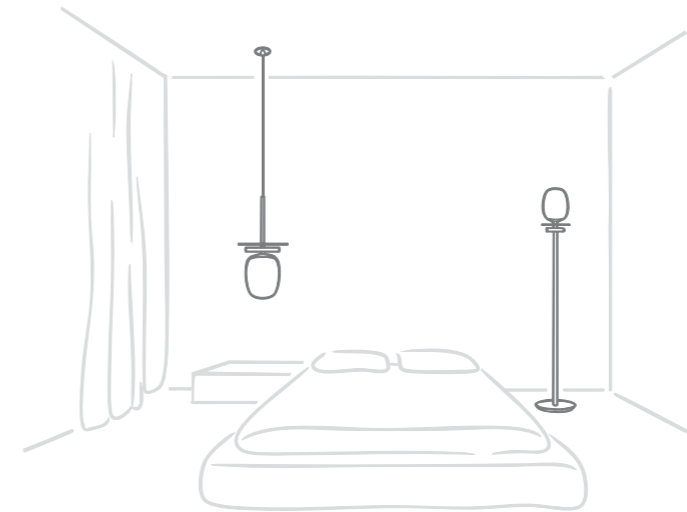
Finish / Color options (for disk):

- Brushed Brass
- Chrome Plated Brass
- Finishes / Colors upon request [See more](#)

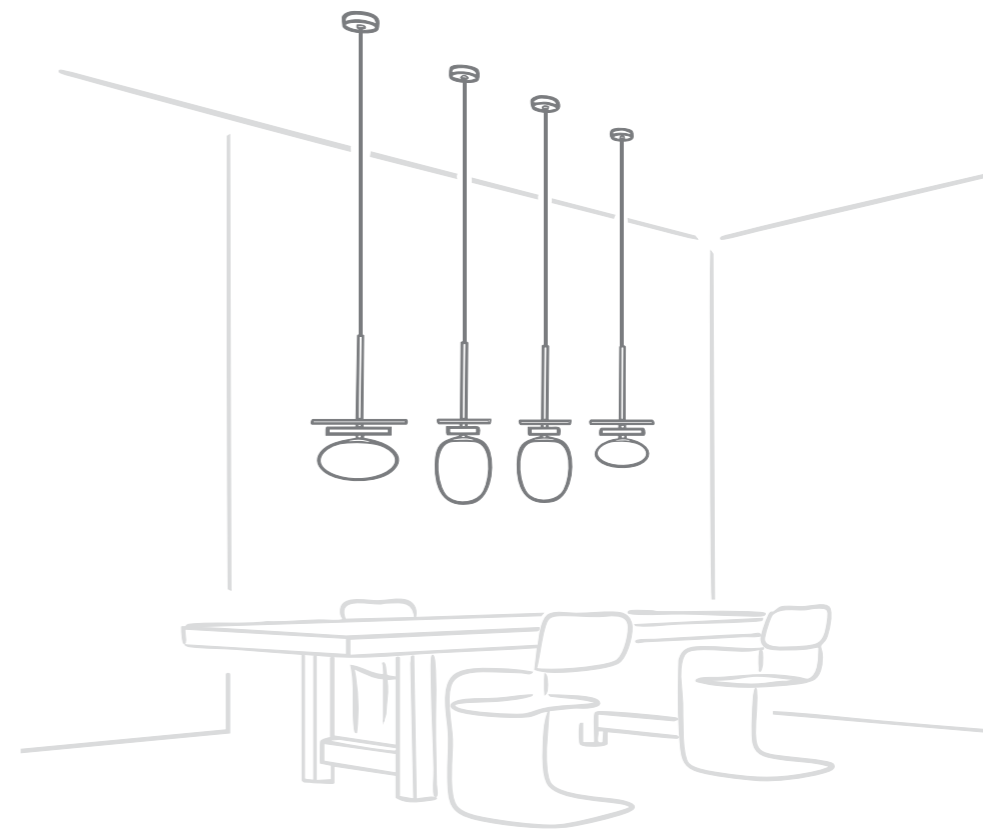
Finish options (for parts):

- Brushed Brass
- Finishes upon request [See more](#)





FANOS 45-L (SUSPENSION) / FANOS L (FLOOR)



FANOS 45-L / FANOS 34-S / SURFACE CANOPY

FANOS

Floor lamp

FANOS is inspired by traditional Asian paper lanterns. This series elegantly combines thick, mouth-blown opal matte glass with two contrasting disks—one thick marble and one thin metal. These elements are carefully fixed together with brass parts, blending modern craftsmanship with classical materials. The interplay of textures and light creates a refined yet warm atmosphere in any space.

Specifications:

Bulb E27 (E26) (not included)
Dimmable upon request
Recommended CCT 2700K & 3000K
100-240V

Marble options:

- White Dionysos
- Green Tinos
- Black Marquina
- Red Ritsonas
- Beige Travertine

Finish / Color options (for disks):

- Brushed Brass
- Chrome Plated Brass
- Dark Red
- Green
- Beige
- White
- Black

+ Finishes / Colors upon request

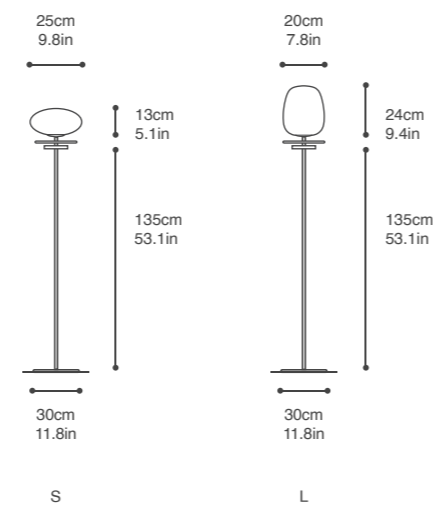
[See more](#)

Finish options (for parts & rod):

- Brushed Brass

+ Finishes upon request

[See more](#)



FANOS L
Disks: Dark Blue / Parts with rod: Brushed Brass



NOUFARO

Suspension Lamp

NOUFARO is inspired by the circular leaves of water lilies floating gracefully above the water's surface. These luminaires are crafted from textured glass that showcases a radial notch, allowing light to refract beautifully and create captivating reflections.

The opal sphere-shaped diffuser, made from two layers of mouth-blown glass with a matte finish, enhances the luminous effect by softly diffusing light. When combined with additional glass elements, these lamps create a unique installation that not only illuminates but also transforms the ambiance with their enchanting reflections.

Specifications:

Bulb G9 (not included)
Dimmable
Recommended CCT 2700K & 3000K
100-240V

Cable length: 180cm / 70.8in
(Extra cable upon request)

Canopy options:

Canopy for this product is *NOT* included.

Select canopy here: [See more](#)

Cable options:

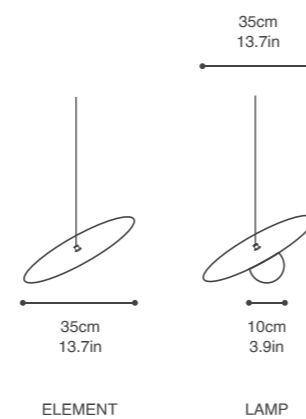
White Black Transparent

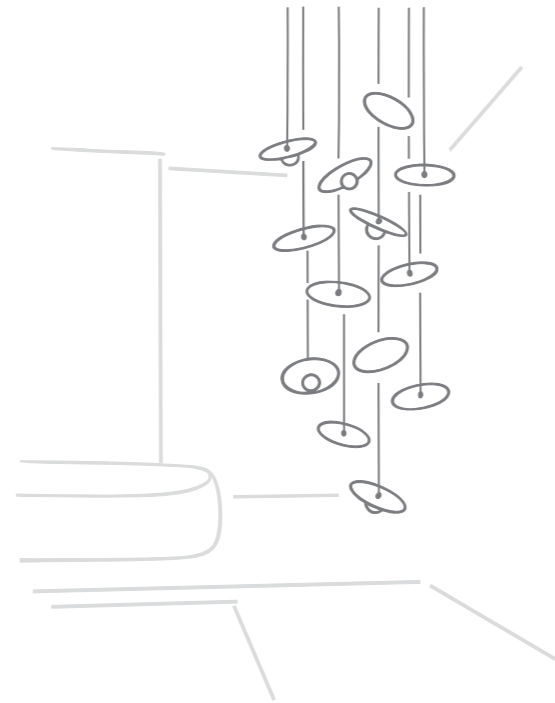
Glass disk options:

Textured glass

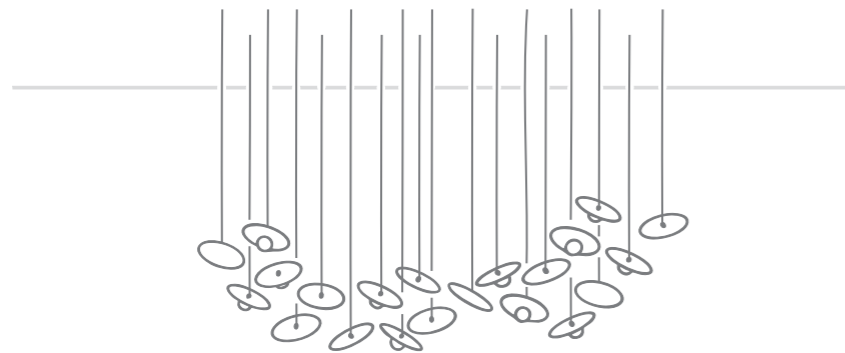
Finish options (for parts):

Brushed Brass
 Finishes upon request [See more](#)

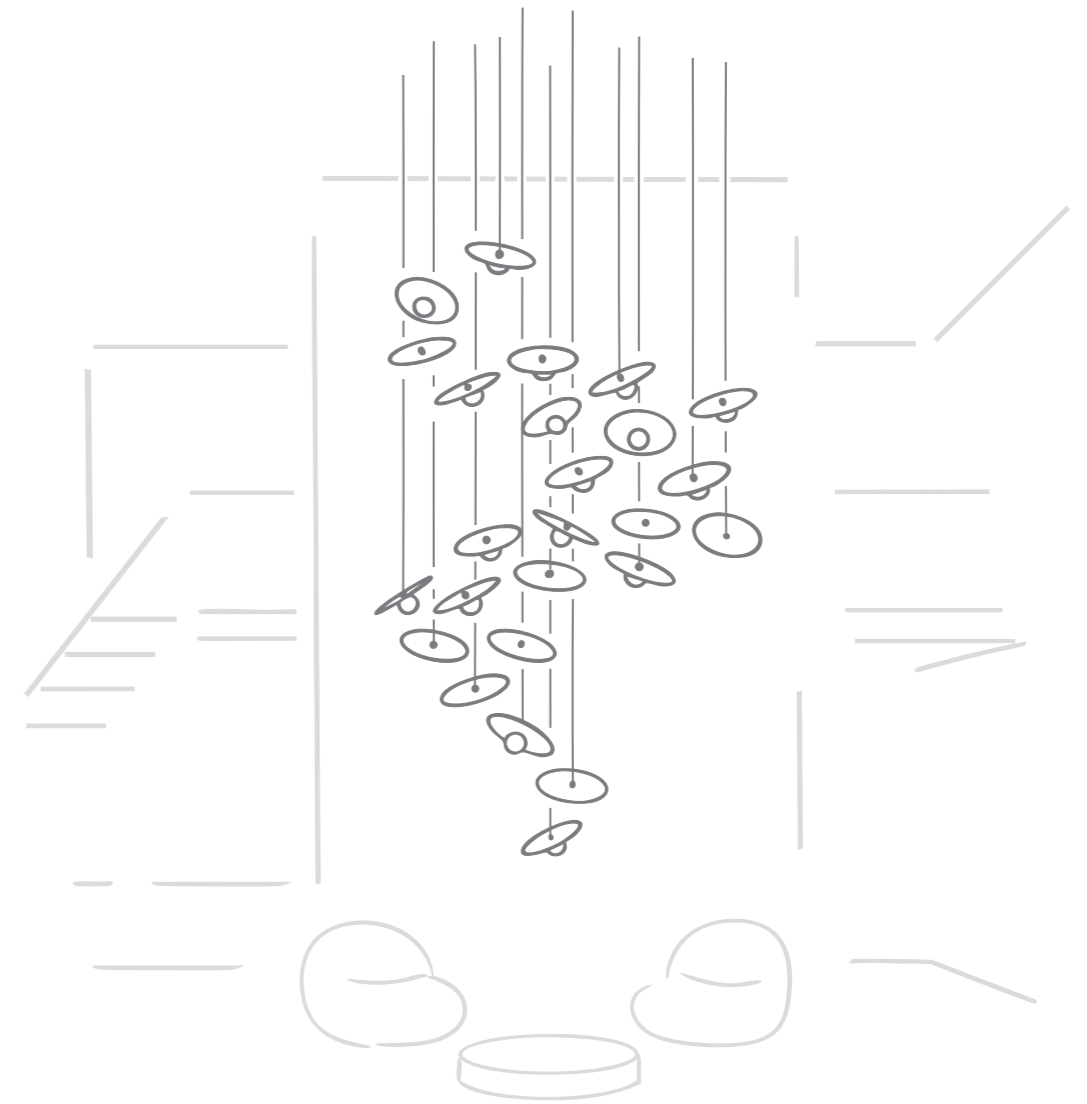




NOUFARO LAMP / NOUFARO ELEMENT



NOUFARO LAMP / NOUFARO ELEMENT



NOUFARO LAMP / NOUFARO ELEMENT

RATIO

Suspension lamp

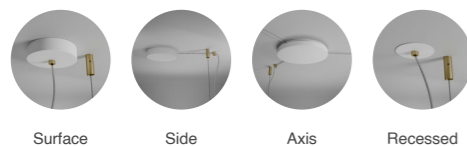
RATIO is a ceiling fixture features a striking design that combines a glossy half-sphere diffuser with a smaller half-sized sphere crafted from two layers of mouth-blown glass. The two spheres are elegantly separated by a circular marble accent, creating a sophisticated focal point in any room. The interplay of materials not only enhances the aesthetic appeal but also allows for a soft, diffused light to illuminate the space, adding a touch of modern elegance.

Specifications:

Bulb G9 x 4 (not included)
Dimmable
Recommended CCT 2700K & 3000K
100-240V

Cable length: 180cm / 70.8in
(Extra cable upon request)

Canopy options:



White Black

Cable options:



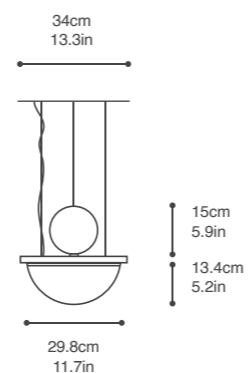
Transparent

Marble options:

- White Dionysos
- Green Tinos
- Black Marquina
- Red Ritsonas
- Beige Travertine

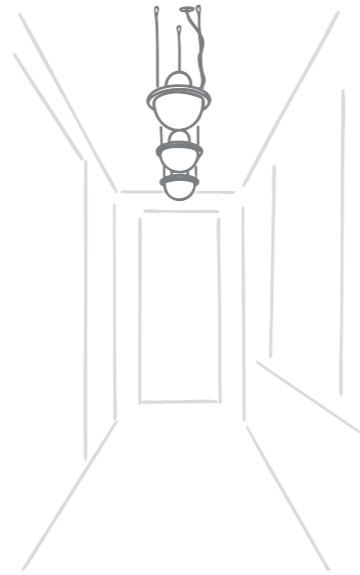
Finish options (for parts):

- Brushed Brass
- Finishes upon request [See more](#)

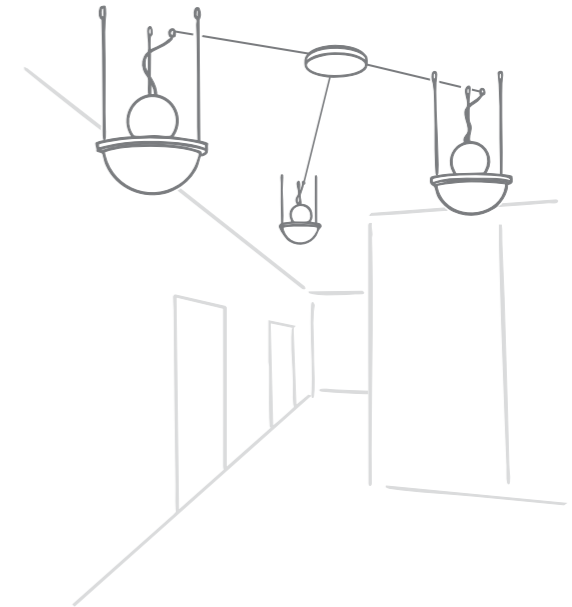


RATIO with Recessed canopy





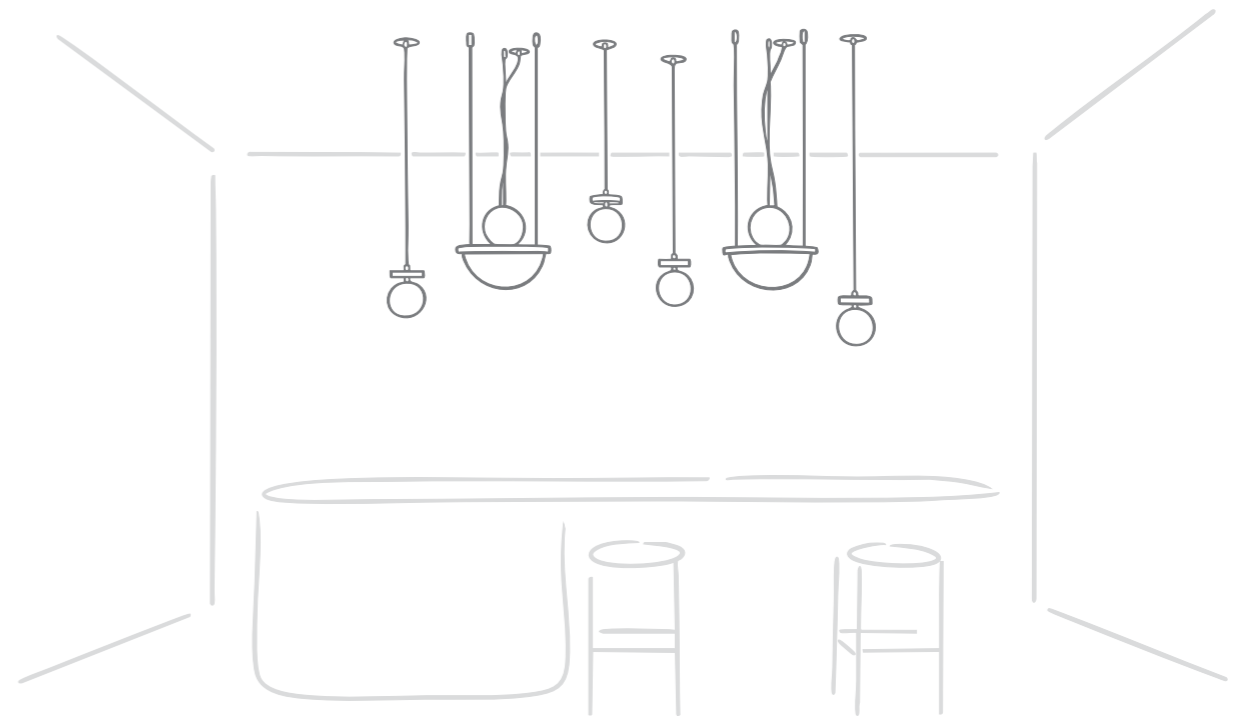
RATIO / RECESSED CANOPY



RATIO / CANOPY AXIS



RATIO / RECESSED CANOPY / LUA 5-13



RATIO / LUA 3-13 / RECESSED CANOPY

FLOW

Suspension | Wall | Ceiling lamp

“Floating Leaves Out of the Window” captures the essence of nature, as the metallic disc of the lamp mimics the shape of tree leaves swaying in the wind. Whether illuminated or not, these elements can be combined to create a stunning installation that plays with light and shadows. Flow is a beautiful representation of leaves dancing on a windy day, bringing a sense of movement and tranquility to any space.

Specifications:

Bulb G9 (not included)
Dimmable
Recommended CCT 2700K & 3000K
100-240V
Cable length: 180cm / 70.8in (suspension only)
(Extra cable upon request)

Canopy options (for suspensions only):

Canopy for this product is NOT included.

Select canopy here: [See more](#)

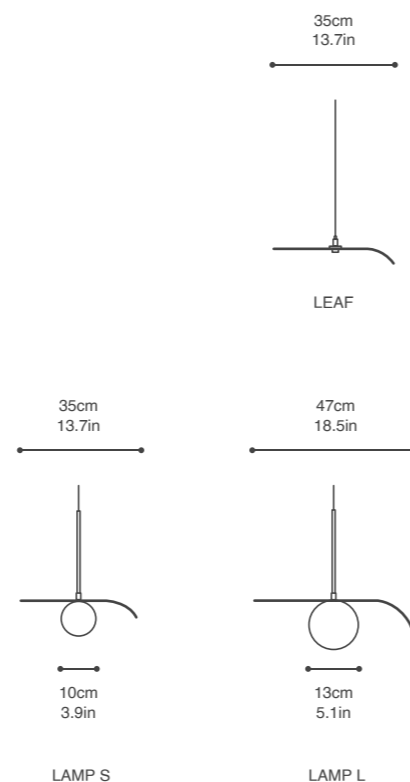
Cable options:

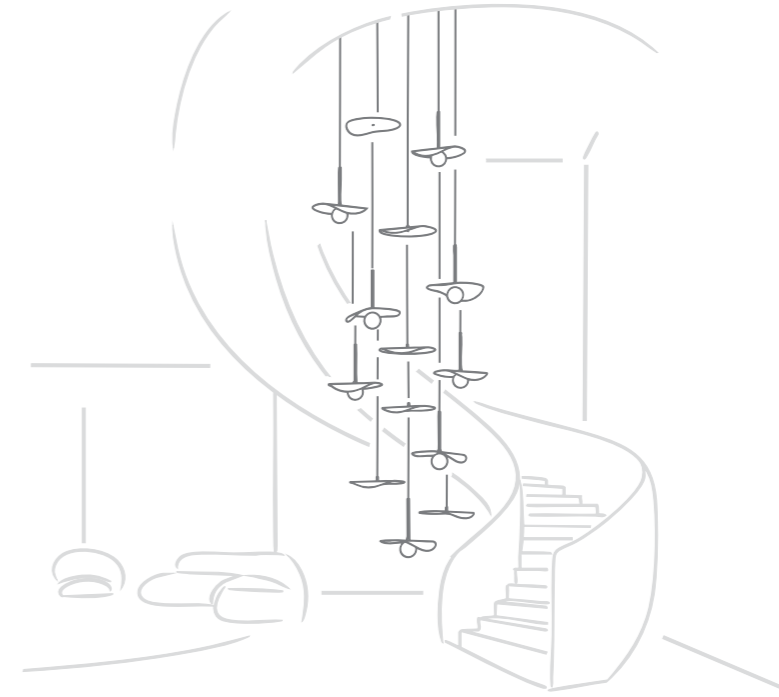
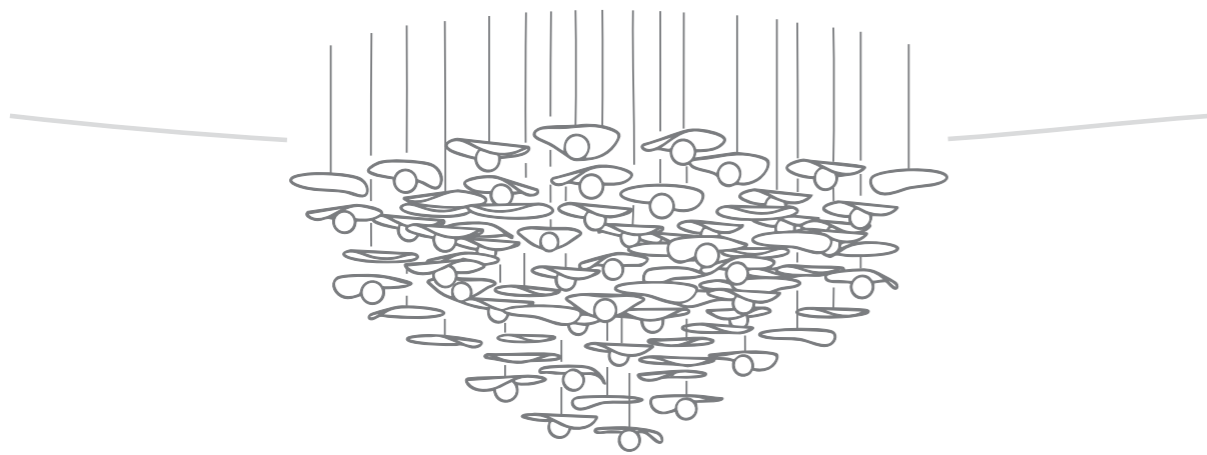
White Black Transparent

Finish / Color options:

- Brushed Brass
- Blackened Brass
- Chrome Plated Brass
- Dark Red
- Green
- Beige
- White
- Finishes / Colors upon request [See more](#)

*Except black, black option only available in blackened brass

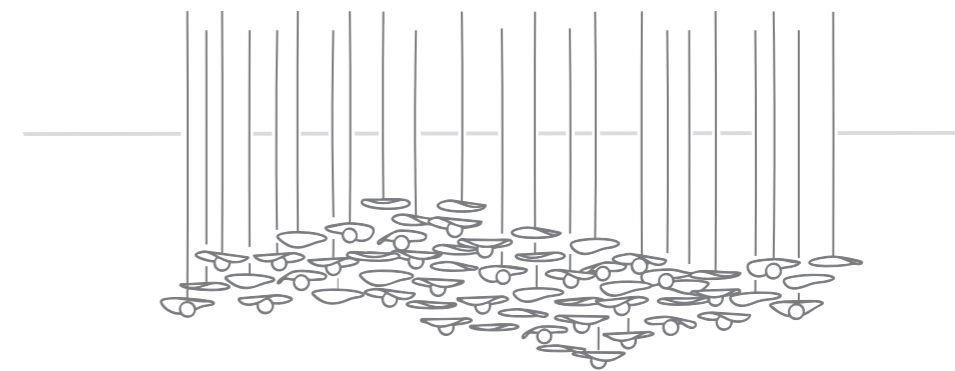




FLOW LAMP / FLOW LEAF



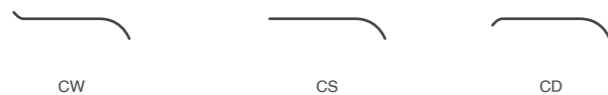
FLOW LAMP / FLOW LEAF



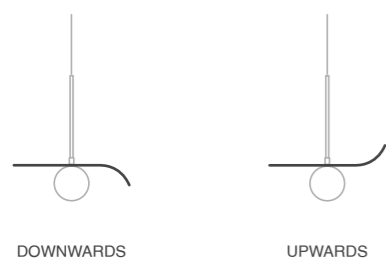
FLOW LAMP / FLOW LEAF

“Each petal is individually hand-shaped, resulting in delicate variations that make every piece unique. The petals can be installed upside down and are offered in three distinct options for you to choose from.”

Petal options:



Petal position options (for CW / CS / CD):



Specifications:

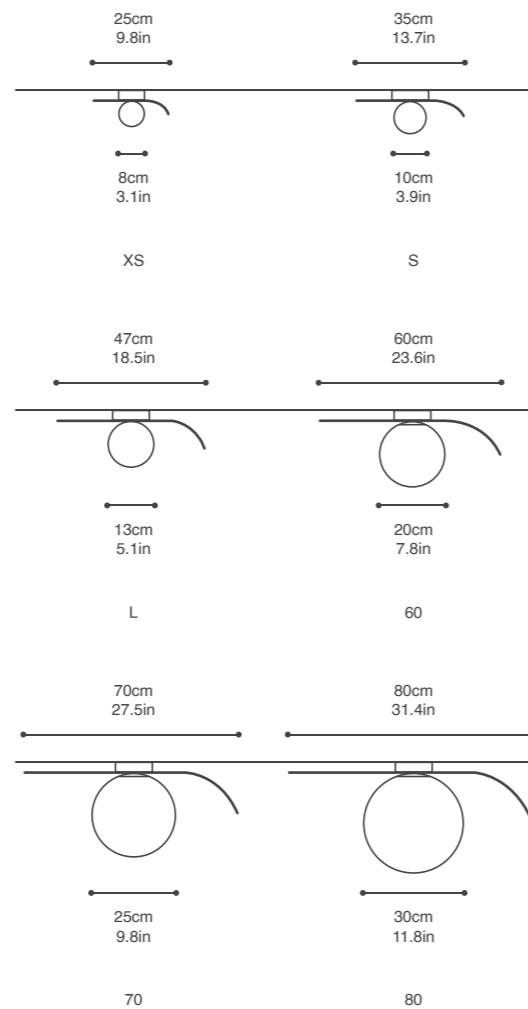
FLOW XS / S / L
 Bulb G9 (not included)
 Dimmable
 Recommended CCT 2700K & 3000K
 100-240V


FLOW 60 / 70 / 80
 Bulb E27 (E26) (not included)
 Dimmable
 Recommended CCT 2700K & 3000K
 100-240V

Finish / Color options:

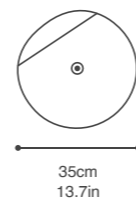
- Brushed Brass
- Blackened Brass
- Chrome Plated Brass
- Dark Red
- Green
- Beige
- White
- Finishes / Colors upon request [See more](#)

**Except black, black option only available in blackened brass*

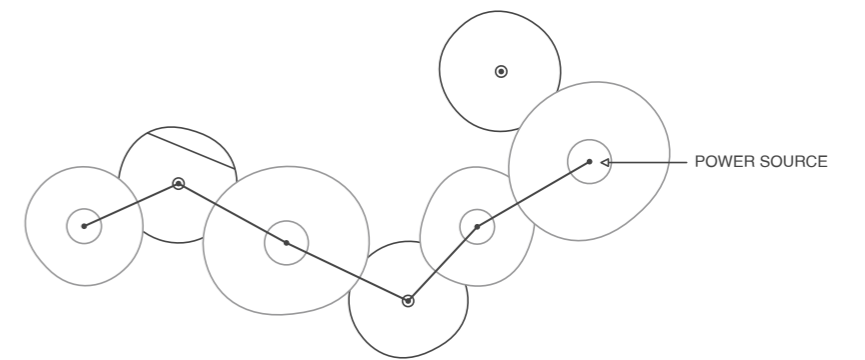




The ceiling leaves serve as decorative elements, creating a playful interplay of shadows and light. Beyond their aesthetic charm, the wall-mounted leaves feature a special base that conceals wiring, allowing multiple wall lamps to connect to a single power source, even without a plasterboard wall.



LEAF WALL



Back view - single power source connection

FLOW

Floor | Table lamp









Floating Leaves Out of the Window” captures the essence of nature, as the metallic disc of the lamp mimics the shape of tree leaves swaying in the wind. Whether illuminated or not, these elements can be combined to create a stunning installation that plays with light and shadows.

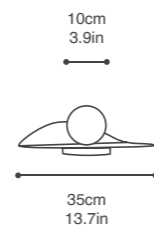
Flow is a beautiful representation of leaves dancing on a windy day, bringing a sense of movement and tranquility to any space.

Specifications:

Bulb G9 (not included)
Dimmable upon request
Recommended CCT 2700K & 3000K
100-240V

Finish / Color options:

-  Brushed Brass
-  Blackened Brass
-  Chrome Plated Brass
-  Dark Red
-  Green
-  Beige
-  White
-  Finishes / Colors upon request [See more](#)



ORO

Wall | Ceiling lamp

ORO is a versatile luminaire, suitable for both ceiling and wall mounting. It features a circular metal base, seamlessly combined with a thin, translucent marble disk of smaller diameter. The subtle perimeter gap between the two materials creates a captivating contrast, allowing the light to spill through and enhance the delicate translucency of the marble. This interplay of materials results in a soft, ambient glow, while the elegant combination of metal and marble brings a sense of refined modernity to any space.

Specifications:


Bulb G9 x 4 (not included)
Dimmable
Recommended CCT 2700K & 3000K
100-240V

Marble options:

 White Sykis

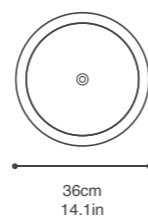
Finish options (for parts):

 Brushed Brass

 Finishes upon request [See more](#)

Color options:

 White



CUBE

Floor | Table | Outdoor | Indoor lamp




CUBE is a solid, handmade square marble fixture featuring an engraved narrow beam LED source. Designed for versatility, it can be positioned upright or on its side, effectively illuminating architectural details and landscapes in both indoor and outdoor settings.

Specifications:




Board LED 24V 1.2W - 350mA - CRI>90
2700K (upon request 3000K or 4000K)
IP65

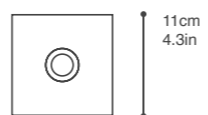
220-240 / 120V

Marble options:

-  White Dionysos
-  Green Tinos
-  Red Ritsonas


Finish options:

-  Brushed Brass
-  Chrome Plated Brass
-  Finishes upon request [See more](#)





CUBE OUTDOOR



CUBE OUTDOOR

COSMOS

Wall lamp

COSMOS fixture is inspired by the iconic photo of Earth from the moon. It features a circular sand-cast brass disc with a textured relief that resembles celestial surfaces. The play of light and shadow on the brass adds depth and interest, making it a striking statement piece. It is available in two standard sizes or can be custom made to your specifications.

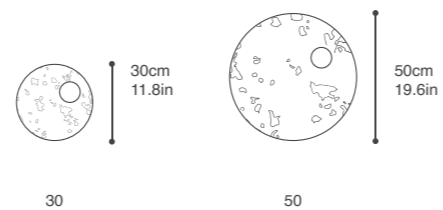


Specifications:

Bulb G9 (not included)
Dimmable
Recommended CCT 2700K & 3000K
100-240V

Finish options:

 Brushed Brass & Blackened Brass



TITI V10

Suspension | Ceiling lamp

TITI takes its inspiration from the tails of Titi monkeys, known for their agility as they swing from tree to tree. TITI V10 is a flexible illuminated LED tube with brass details with a marble counterweight to keep it in shape. Available in both ceiling and suspension, this versatile fixture can adapt to various settings. The Free Cut technology allows you to cut the light source in the desired length to customize easily a shorter version of the lamp.

Specifications:

Board LED 24V - CRI>90
1m / 39.3in - free cut

(This LED tube light source can be cut if needed easily for a shorter version)

Dimmable 1-10V

(upon request: Push / DALI / Casambi)

2700K (upon request 3000K or 4000K)

220-240 / 120V

Length: 100cm / 39.3in

950 lm

Cable length: 180cm / 70.8in
(Extra cable upon request)

TITI V10 - 222

Counterweight 222

TITI V10 - 232

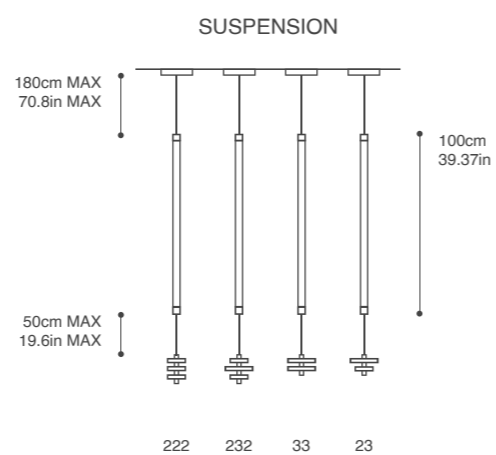
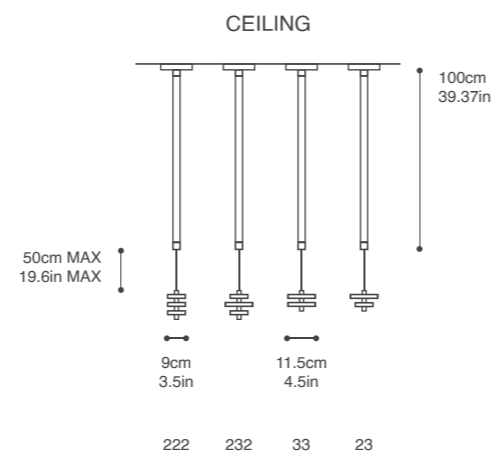
Counterweight 232

TITI V10 - 33

Counterweight 33


TITI V10 - 23

Counterweight 23




Canopy options:

TITI V10 (Suspension)



○ White ● Black (Color Ref. Surface & Axis)

TITI V10 (Ceiling)



○ White ● Black (Color Ref. Surface)

Cable options (for suspension only):

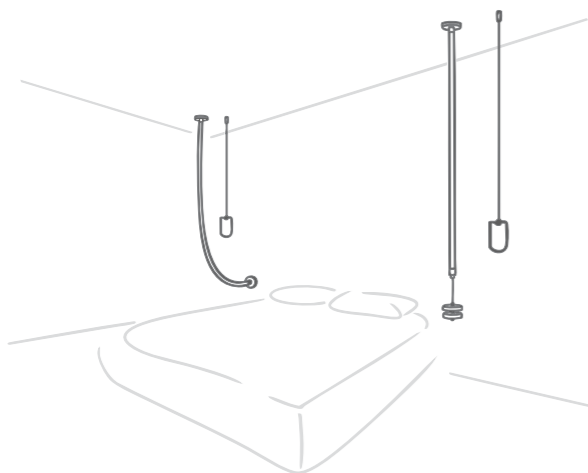
○ White ● Transparent

Marble options:

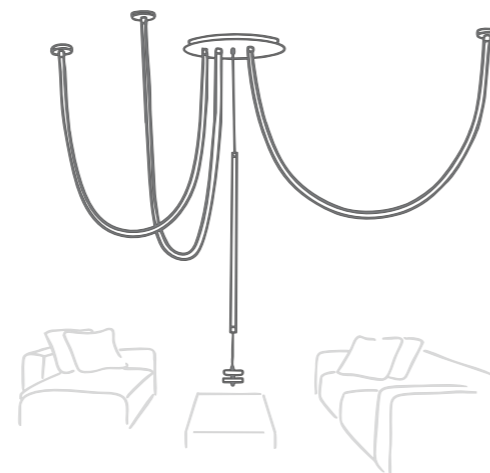
- White Dionysos
- Green Tinos
- Black Marquina
- Red Ritsonas
- Beige Travertine

Finish options (for parts):

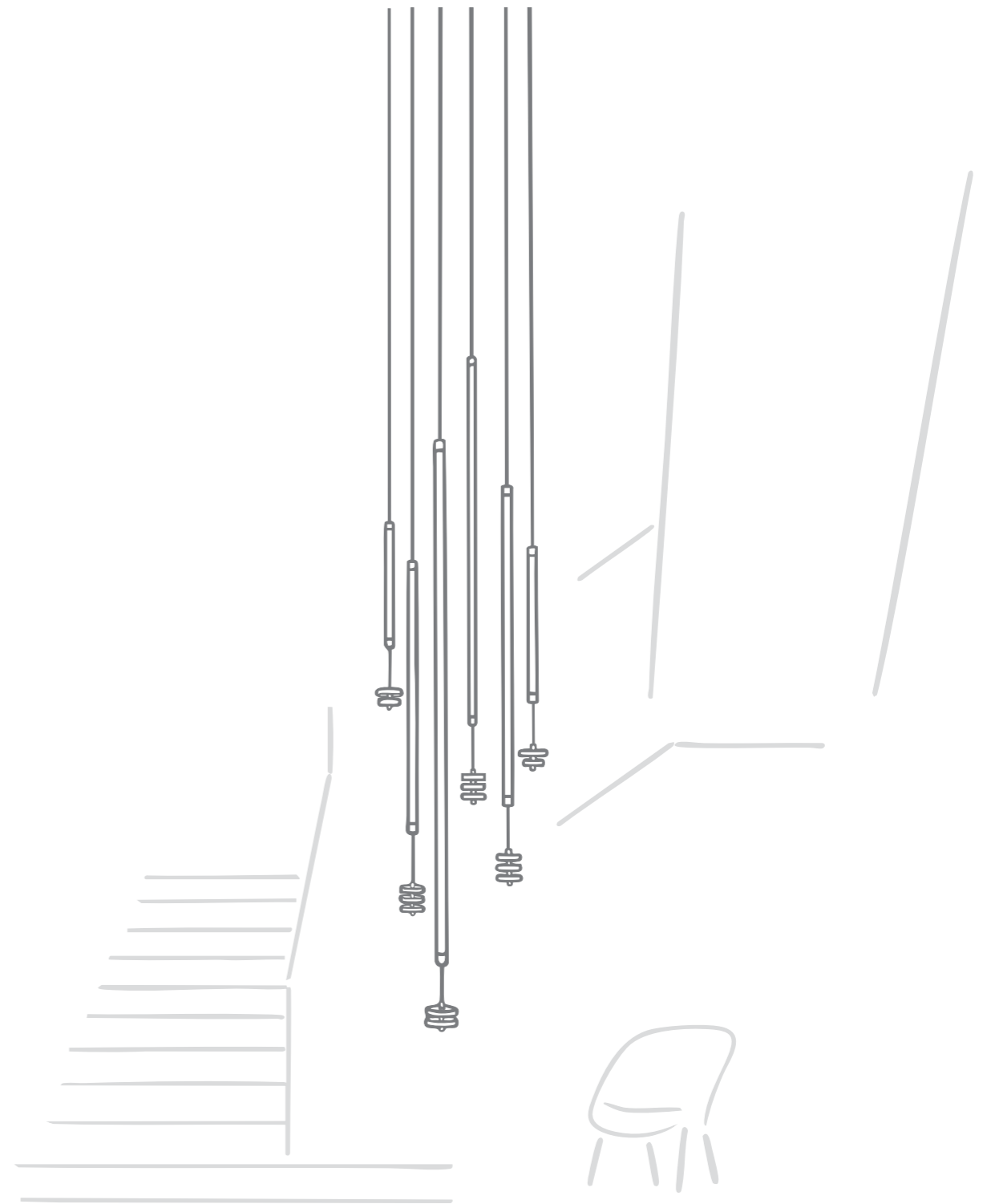
- Brushed Brass
- Chrome Plated Brass
- ⊕ Finishes upon request [See more](#)



TITI V10 / TITI C25 / REMOTE CANOPY / COUNTERWEIGHT E6



TITI V10 / TITI C25 / TITI C502 / CUSTOM CANOPY



TITI V10 - 23 / TITI V10 - 33 / TITI V10 - 222

TITI V25 & V50

Ceiling lamp

TITI takes its inspiration from the tails of Titi monkeys, known for their agility as they swing from tree to tree. V25 & V50 is a flexible illuminated LED tube with brass details with a marble counterweight to keep it in shape. The Free Cut technology allows you to cut the light source in the desired length to customize easily a shorter version of the lamp.

Specifications:

Board LED 24V - CRI>90
 1m / 39.3in - free cut
 (This LED tube light source can be cut if needed easily for a shorter version)

Dimmable 1-10V
 (upon request: Push / DALI / Casambi)
 2700K (upon request 3000K or 4000K)


220-240 / 120V

TITI V25
 Length: 250cm / 98.4in
 2375 lm
 Counterweight C or 333

TITI V50
 Length: 500cm / 196.5in
 4750 lm
 Counterweight C or 333


Canopy options:

TITI V25

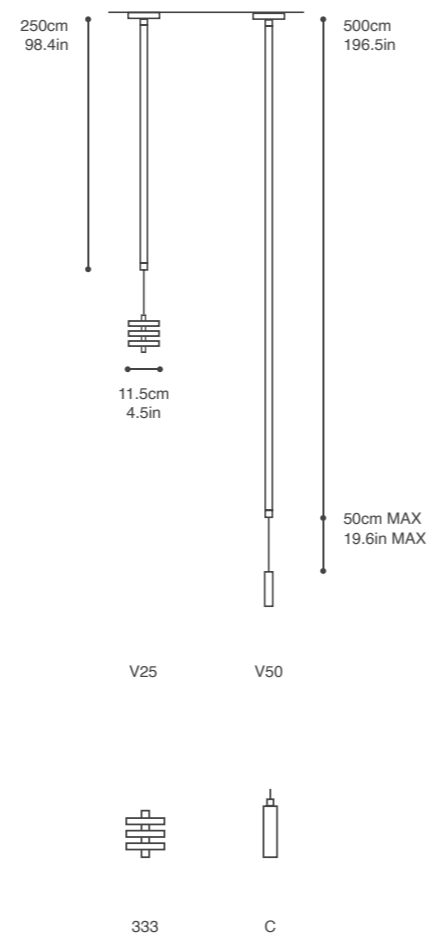


○ White ● Black (Color Ref. Surface & Recessed)

TITI V50



○ White ● Black (Color Ref. Surface)

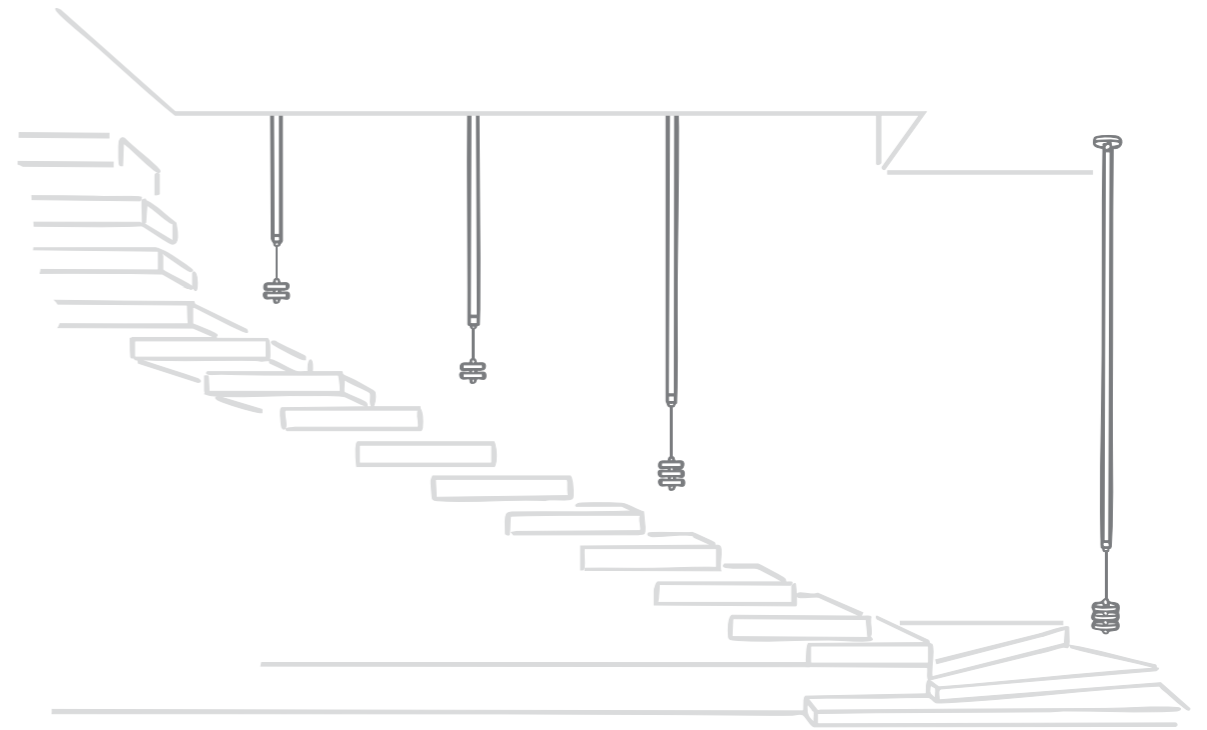


Marble options:

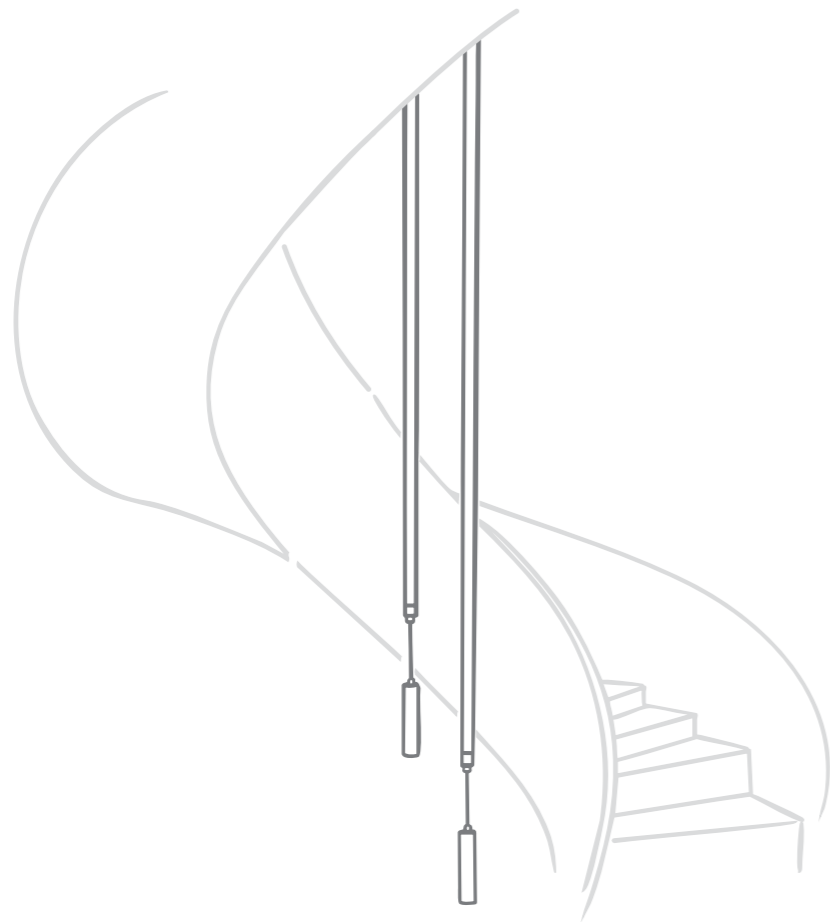
- White Dionysos (333 or C)
- Green Tinos (333 or C)
- Black Marquina (333 only)
- Red Ritsonas (333 only)
- Beige Travertine (333 only)

Finish options (for parts):

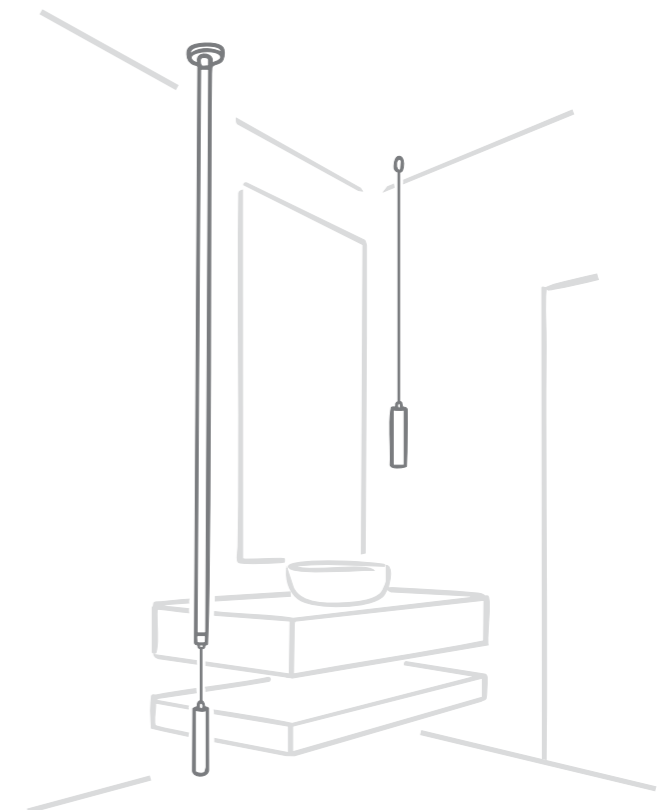
- Brushed Brass
- Chrome Plated Brass
- Finishes upon request [See more](#)



TITI V25 WITH COUNTERWEIGHT 333 / TITI V50 WITH COUNTERWEIGHT 33



TITI V50



TITI V25 / COUNTERWEIGHT C

TITI V50 NC

Ceiling lamp

TITI takes its inspiration from the tails of Titi monkeys, known for their agility as they swing from tree to tree. TITI V50 NC is a flexible illuminated LED tube with brass details capable to freely twist and turn. The Free Cut technology allows you cut the light source in the desired length to customize easily a shorter version of the lamp.

Specifications:

Board LED 24V - CRI>90
1m / 39.3in - free cut

(This LED tube light source can be cut if needed easily for a shorter version)

Dimmable 1-10V
(upon request: Push / DALI / Casambi)

2700K (upon request 3000K or 4000K)

220-240 / 120V

Length: 500cm / 196.5in
4750 lm

Canopy options:



Surface Remote Recessed

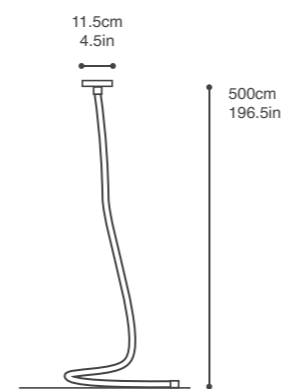
○ White ● Black (Color Ref. Surface)

Marble options:

○ White Dionysos
● Green Tinos

Finish options (for parts):

● Brushed Brass
● Chrome Plated Brass
⊕ Finishes upon request [See more](#)



V50 NC



MARBLE SPHERE



TITI C

Ceiling / Ceiling to wall / Wall to ceiling lamp

TITI takes its inspiration from the tails of Titi monkeys, known for their agility as they swing from tree to tree. TITI C is a flexible illuminated LED tube with brass details and marble canopies capable to freely twist and turn. The Free Cut technology allows you cut the light source in the desired length to customize easily a shorter version of the lamp.

Specifications:

Board LED 24V - CRI>90
1m / 39.3in - free cut

(This LED tube light source can be cut if needed easily for a shorter version)

Dimmable 1-10V
(upon request: Push / DALI / Casambi)

2700K (upon request 3000K or 4000K)

220-240 / 120V

TITI C25

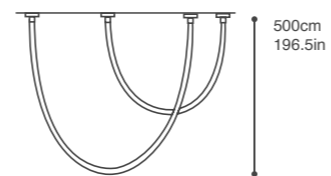
Length: 250cm / 98in
2370 lm

TITI C50

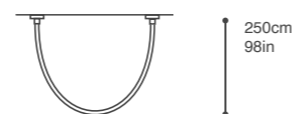
Length: 500cm / 196.5in
4750 lm

TITI C502

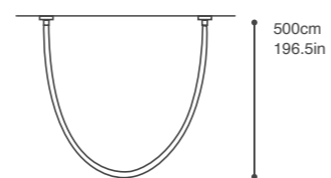
Length: 500cm / 196.5in
4750 lm



C502



C25




C50




Canopy options:

TITI C25 / TITI C50



○ White ● Black (Color Ref. Surface & Recessed)

TITI C502



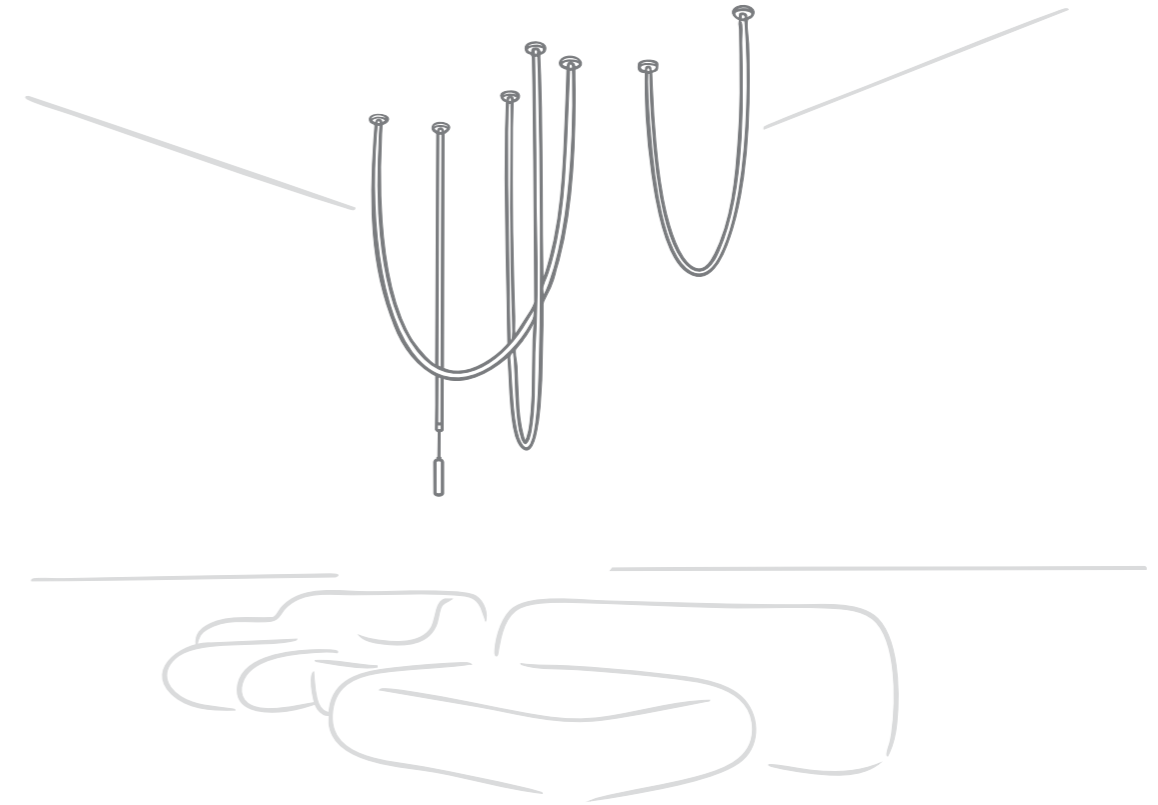

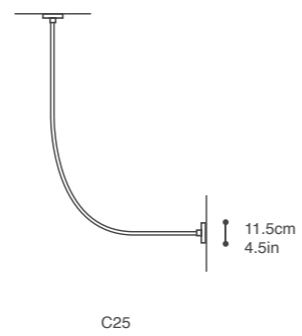
○ White ● Black (Color Ref. Surface & Recessed)

Marble options:

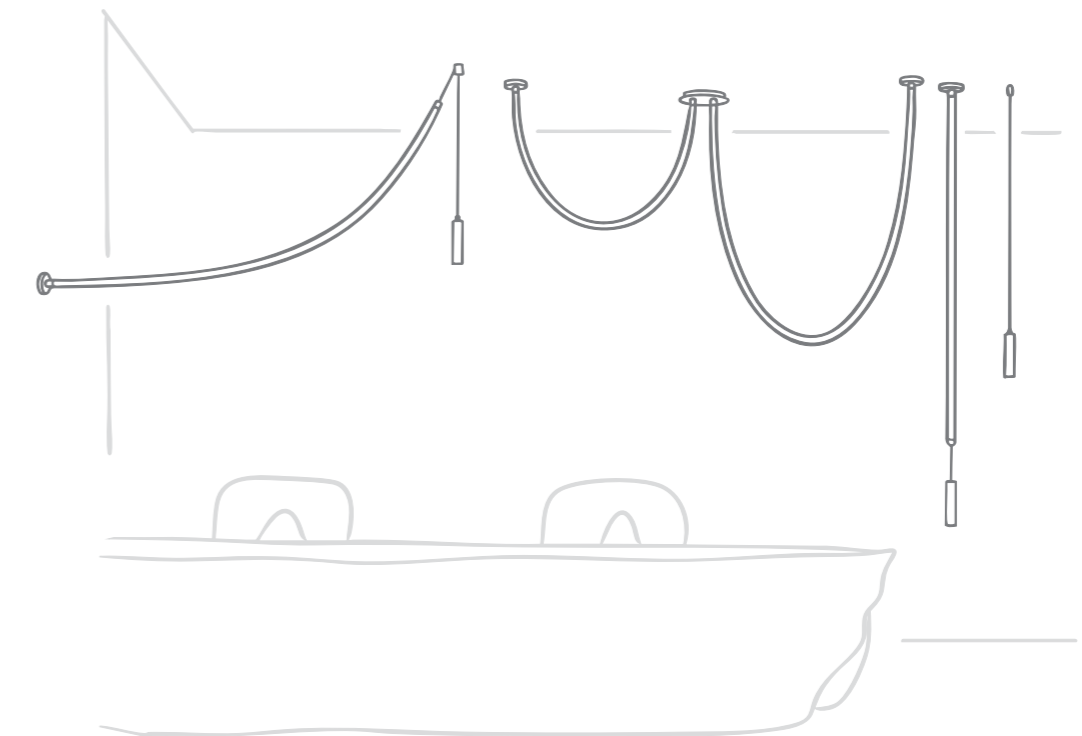
- White Dionysos
- Green Tinos
- Black Marquina
- Red Ritsonas
- Beige Travertine

Finish options (for parts):

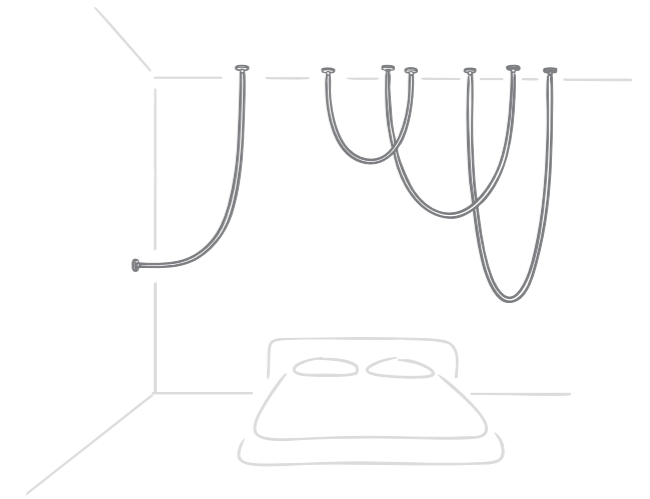

- Brushed Brass
- Chrome Plated Brass
- ⊕ Finishes upon request [See more](#)



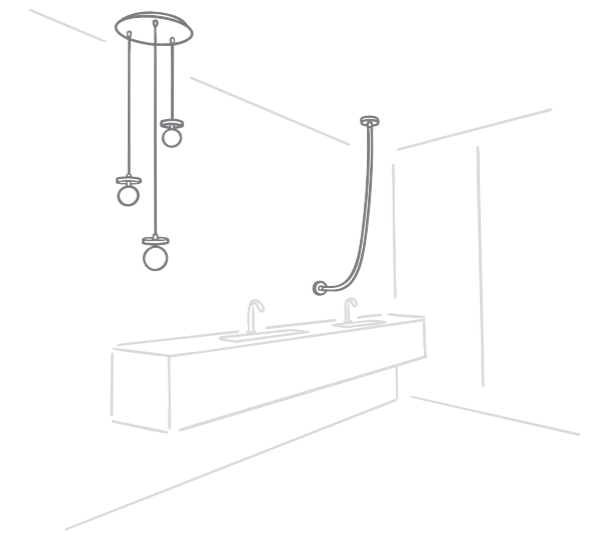
TITI V25 / TITI C25 / TITI C50 / REMOTE CANOPY



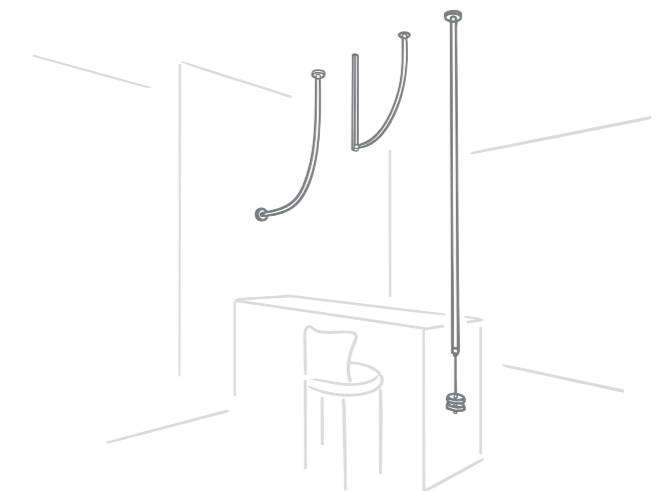
TITI C502 / TITI V25 / TITI CCW 25 / COUNTERWEIGHT C



TITI C25 / TITI C50




TITI C / LUA 3-10 / 3-WAY CANOPY



TITI C / TITI V25 / MAST I

TITI CCW

Wall to ceiling lamp



TITI takes its inspiration from the tails of Titi monkeys, known for their agility as they swing from tree to tree. TITI CCW is a flexible illuminated LED tube with brass details capable to freely twist and turn that can be installed from wall to ceiling with a marble counterweight to keep it in shape. The Free Cut technology allows you cut the light source in the desired length to customize easily a shorter version of the lamp.

Specifications:

Board LED 24V - CRI>90

1m / 39.3in - free cut

(This LED tube light source can be cut if needed easily for a shorter version)

Dimmable 1-10V

(upon request: Push / DALI / Casambi)

2700K (upon request 3000K or 4000K)

220-240 / 120V

TITI CCW 25

Length: 250cm / 98.4in
2370 lm
Counterweight C

TITI CCW 50

Length: 500cm / 196.5in
4750 lm
Counterweight C

Canopy options:



Surface Remote Recessed

○ White ● Black (Color Ref. Surface & Recessed)

Marble options:

○ White Dionysos
● Green Tinos

Finish options:

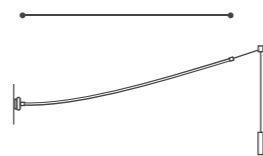
● Brushed Brass
● Chrome Plated Brass

⊕ Finishes upon request [See more](#)



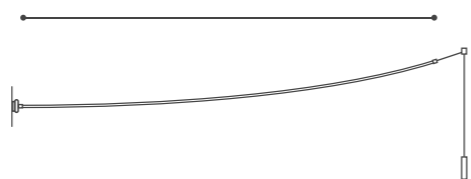
COUNTERWEIGHT C

250cm
98.4in




CCW 25


500cm
196.5in



CCW 50




TITI CCW 25 WITH GREEN MARBLE



TITI CCW 50 WITH GREEN MARBLE

TITI WW

Wall to wall lamp



TITI takes its inspiration from the tails of Titi monkeys, known for their agility as they swing from tree to tree. TITI WW is a flexible illuminated LED tube with brass details capable to freely twist and turn that leans on a wall to wall stretched wire rope base.

The Free Cut technology allows you cut the light source in the desired length to customize easily a shorter version of the lamp.

Specifications:

Board LED 24V - CRI>90

1m / 39.3in - free cut

(This LED tube light source can be cut if needed easily for a shorter version)

Dimmable 1-10V

(upon request: Push / DALI / Casambi)

2700K (upon request 3000K or 4000K)

220-240 / 120V

TITI WW1

Length: 100cm + 150cm / 39.3in + 59in
2370 lm

TITI WW2

Length: 200cm + 300cm / 78.7in + 118.1in
4750 lm

TITI WW3

Length: 250cm / 98.4in
2370 lm

TITI WW4

Length: 500cm / 196.5in
4750 lm

TITI WW BASE

10m / 393.7 MAX metal wire rope

Transformer included

Canopy options:



Side Remote Recessed

○ White ● Black (Color Ref. Side, Remote & Recessed)

Cable options:


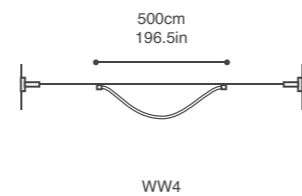
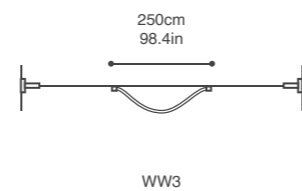
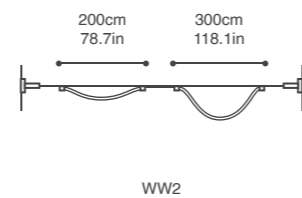
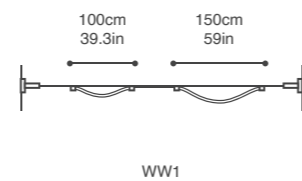
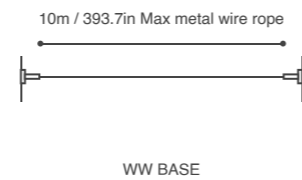
● Transparent

Marble options:


- White Dionysos
- Green Tinos
- Black Marquina
- Red Ritsonas
- Beige Travertine

Finish options (for parts):

- Brushed Brass
- Chrome Plated Brass
- ⊕ Finishes upon request [See more](#)




TITI WW1 / WW BASE 6m WITH GT MARBLE



TITI WW2 / WW BASE 6m WITH GT MARBLE



TITI WW3 / WW BASE 6m WITH GT MARBLE



TITI WW4 / WW BASE 6m WITH GT MARBLE

TITI

Floor | Table lamp

TITI takes its inspiration from the tails of Titi monkeys, known for their agility as they swing from tree to tree. TITI table-floor is a versatile fixture made of 2 solid cubic marble bases, brass details and a flexible illuminated LED tube capable to freely twist and turn in order to create various geometries and shapes.

Specifications:




Board LED 24V - CRI>90
Dimmable Push

2700K (upon request 3000K or 4000K)




220-240 / 120V

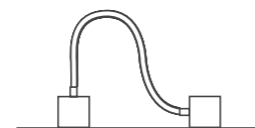
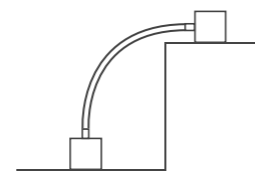
Length: 100cm / 39.3in
950 lm

Marble options:

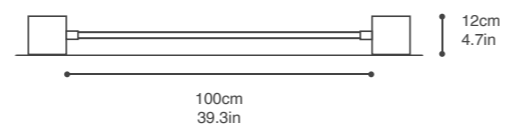
-  White Dionysos
-  Green Tinos
-  Red Ritsonas

Finish options (for parts):

-  Brushed Brass
-  Chrome Plated Brass
-  Finishes upon request [See more](#)



INSTALATION OPTIONS





90D

Floor lamp

The 90D is a floor fixture crafted from a thick cylindrical L-shaped brass rod, supported by a circular marble base that ensures stability. Its LED dimmable board allows you to create the perfect atmosphere in your space, combining functionality with elegant design.

Specifications:






Board LED 24V - CRI>90

Dimmable Push button









2700K (upon request 3000K or 4000K)

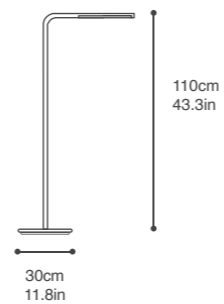
220-240 / 120V

Marble options:

-  White Dionysos
-  Green Tinos
-  Black Marquina
-  Red Ritsonas
-  Beige Travertine

Finish / Color options:

-  Brushed Brass
-  Chrome Plated Brass
-  Dark Red
-  Green
-  Beige
-  White
-  Black
-  Finishes / Colors upon request [See more](#)



DRAG

Wall | Ceiling lamp

DRAG is a wall or ceiling fixture features a square-cut metal frame and an opal sphere-shaped diffuser crafted from two layers of mouth-blown glass with a matte finish. Inspired by the lights used around mirrors in theater dressing rooms, this design blends elegance and functionality, providing soft, ambient lighting that enhances any space.

Specifications:





DRAG S / R / SL

Bulb G9 (not included)
Dimmable
Recommended CCT 2700K & 3000K
100-240V




DRAG SL20


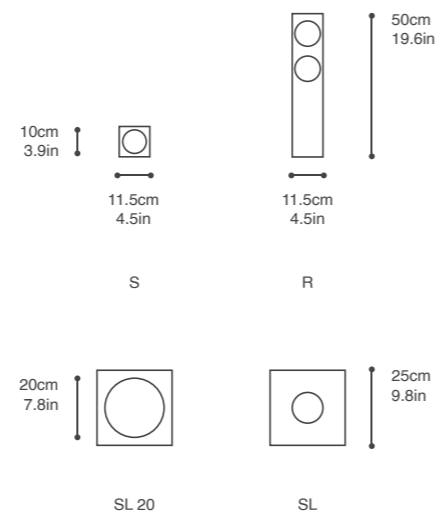
Bulb E27 (E26) (not included)
Dimmable
Recommended CCT 2700K & 3000K
100-240V

Marble options & Canopy color

-   White Dionysos + White Canopy
-   Green Tinos + Black Canopy
-   Black Marquina + Black Canopy
-   Red Ritsonas + Black Canopy
-   Beige Travertine + White Canopy

Finish / Color options (for canopy):

-  Brushed Brass
-  Chrome Plated Brass
-  Finishes / Colors upon request [See more](#)



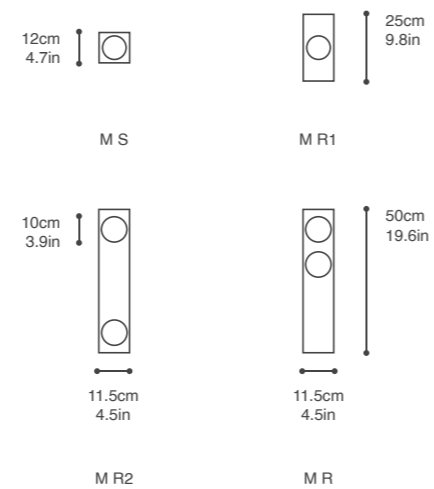
Drag R (Green Tinos + Black Canopy)



DRAG M

Wall | Ceiling lamp

DRAG M is a wall or ceiling fixture features a square-cut metal frame and an opal sphere-shaped diffuser crafted from two layers of mouth-blown glass with a matte finish. Inspired by the lights used around mirrors in theater dressing rooms, this design blends elegance and functionality, providing soft, ambient lighting that enhances any space.



DRAG M S / M R / M R1 / M R2

Specifications:

DRAG M S / R / R1 / R2

Bulb G9 (not included)
Dimmable
Recommended CCT 2700K & 3000K
100-240V




Specifications:

DRAG M SL / SL 2 / SL 3 / SL 4









Bulb G9 (not included)
Dimmable
Recommended CCT 2700K & 3000K
100-240V

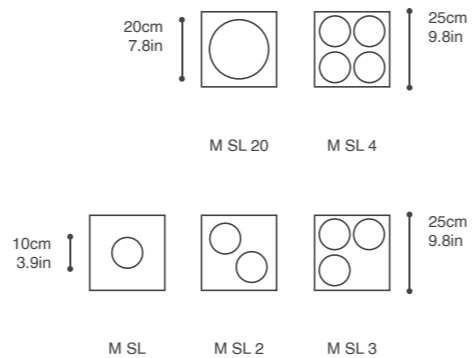
DRAG M SL 20

Bulb E27 (E26) (not included)
Dimmable
Recommended CCT 2700K & 3000K
100-240V



Finish / Color options:

-  Brushed Brass
-  Chrome Plated Brass
-  Dark Red
-  Green
-  Beige
-  White
-  Black
-  Finishes / Colors upon request [See more](#)



CILINDRO D

Ceiling lamp

CILINDRO D is a ceiling fixture functions as a down spotlight, featuring a sleek metal body and a sturdy marble base. Its minimalist design not only enhances the aesthetic of any space but also provides focused illumination where it's needed most.

Specifications:

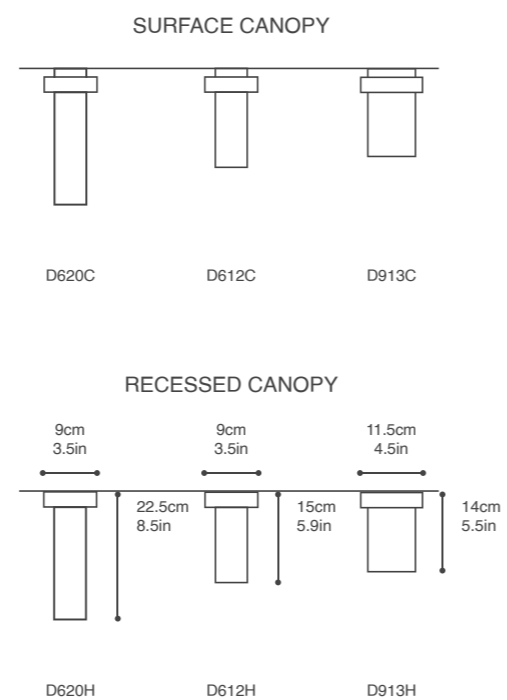
Bulb GU10 (not included)
Dimmable
Recomended CCT 2700K & 3000K
100-240V

Marble options:

- White Dionysos
- Green Tinos
- Black Marquina
- Red Ritsonas
- Beige Travertine

Color options:


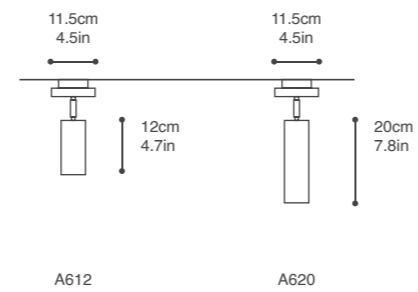
- White
- Black



CILINDRO A

Wall | Ceiling lamp

CILINDRO A is a wall / ceiling fixture that functions as a spotlight, featuring a sleek metal body connected to an adjustable brass arm on a sturdy marble base. Its minimalist design not only enhances the aesthetic of any space but also provides precise, directional illumination where it's needed most.



CILINDRO SERIES

Specifications:

Bulb GU10 (not included)
Dimmable
Recommended CCT 2700K & 3000K
100-240V

Marble options:

- White Dionysos
- Green Tinos
- Black Marquina
- Red Ritsonas
- Beige Travertine

Finish / Color options:

- White + Brushed Brass
- Black + Brushed Brass
- Finishes / Colors upon request

[See more](#)



MAST I

Ceiling | Suspension lamp

MAST I is fixture combines a squared brass rod with a flexible illuminated LED tube that can twist and turn freely, adorned with elegant brass details. The rod, reminiscent of a mast on a sailing boat, provides structural support, helping the light source maintain its shape while allowing for dynamic positioning and creativity in illumination.

Specifications:

Board LED 24V - CRI>90
Dimmable 1-10V
(upon request: Push / DALI / Casambi)
2700K (upon request 3000K or 4000K)
220-240 / 120V

MAST I-75

950 lm


MAST I-90

1100 lm

MAST I-120

1430 lm

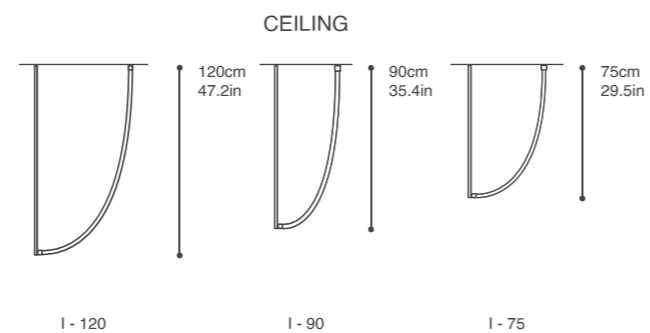
Canopy options:



○ White ● Black

Finish options:

● Brushed Brass



Specifications:

Board LED 24V - CRI>90
Dimmable 1-10V
(upon request: Push / DALI / Casambi)
2700K (upon request 3000K or 4000K)
220-240 / 120V

MAST I -75
950 lm

MAST I -90
1100 lm


MAST I -120
1430 lm

Cable length: 180cm / 70.8in
(Extra cable upon request)

Canopy options:



Surface Side Axis



Remote Recessed

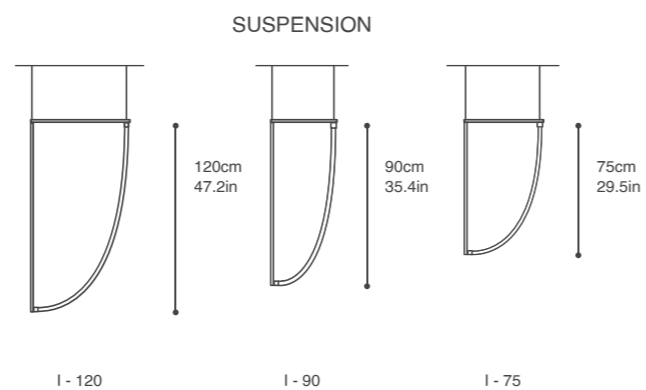
○ White ● Black

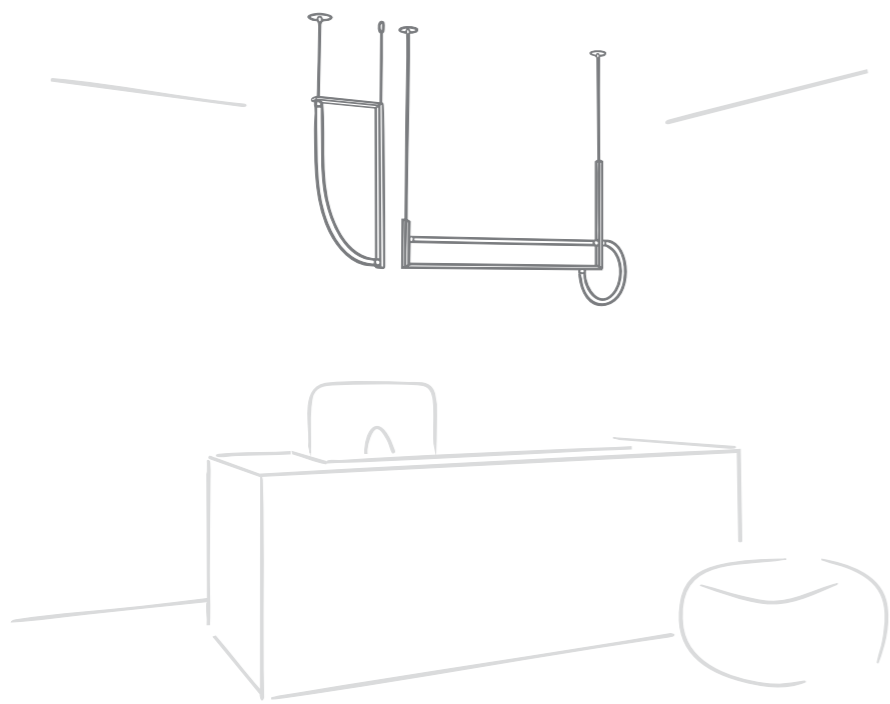
Cable options:

● Transparent

Finish options:

● Brushed Brass

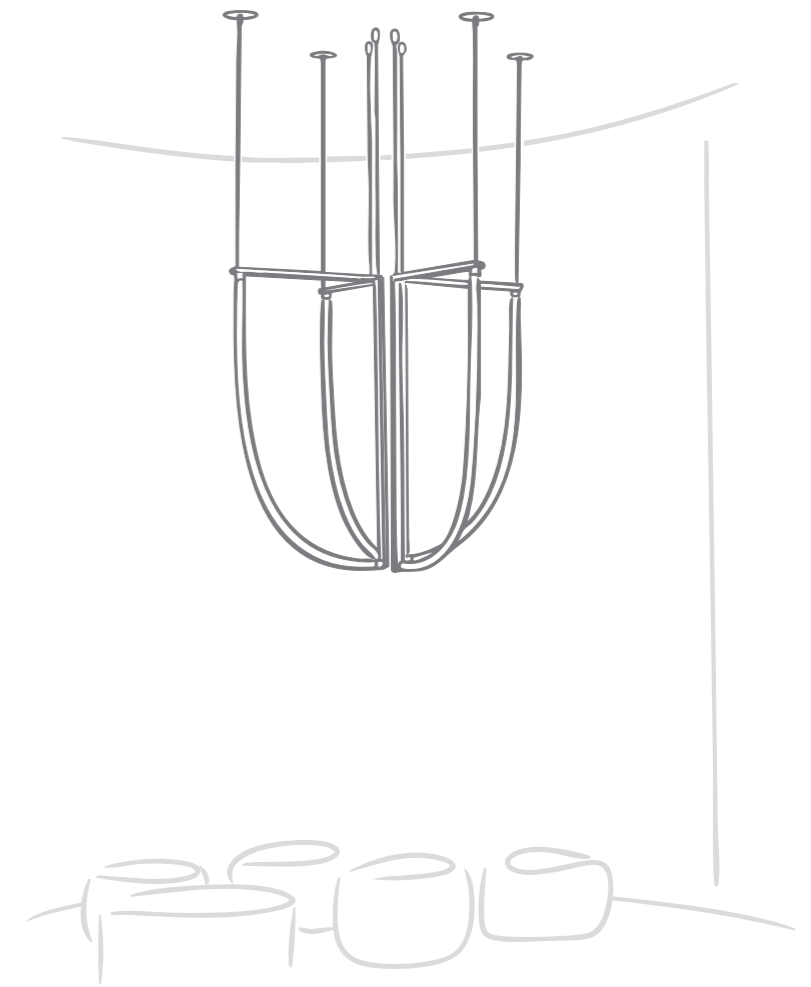




MAST I / MAST T5 / REMOTE CANOPY



MAST I / REMOTE CANOPY



(CHANDELIER) MAST I / REMOTE CANOPY

MAST L

Ceiling | Suspension lamp

The MAST L is a combination of an L-shaped squared brass rod and a flexible illuminated LED tube capable of freely twisting and turning, with brass details. The rod, reminiscent of a mast on a sailing boat, provides structural support, helping the light source maintain its shape.

Specifications:

Board LED 24V - CRI>90
Dimmable 1-10V
(upon request: Push / DALI / Casambi)
2700K (upon request 3000K or 4000K)
220-240 / 120V

MAST L - 75

720 lm

MAST L - 90

860 lm

MAST L - 100

950 lm

MAST L - 120

1140 lm

Canopy options:

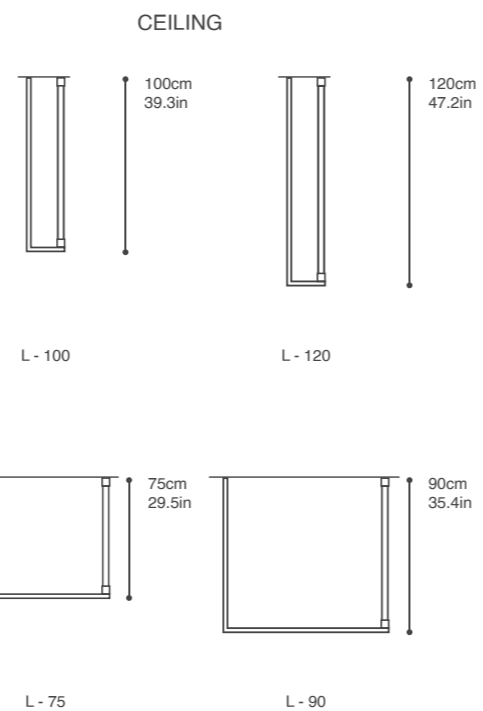


Surface Remote Recessed

○ White ● Black

Finish options:

● Brushed Brass



Specifications:

Board LED 24V - CRI>90
Dimmable 1-10V
(upon request: Push / DALI / Casambi)
2700K (upon request 3000K or 4000K)
220-240 / 120V

MAST L - 75
720 lm


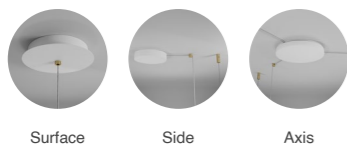
MAST L - 90
860 lm

MAST L - 100
950 lm

MAST L - 120
1140 lm

Cable length: 180cm / 70.8in
(Extra cable upon request)

Canopy options:



○ White ● Black

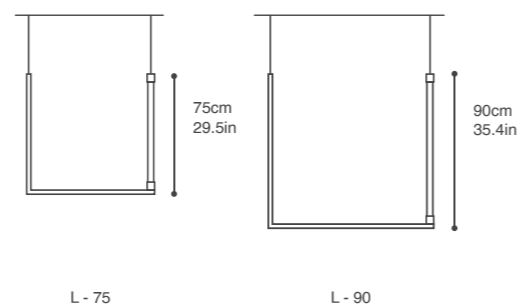
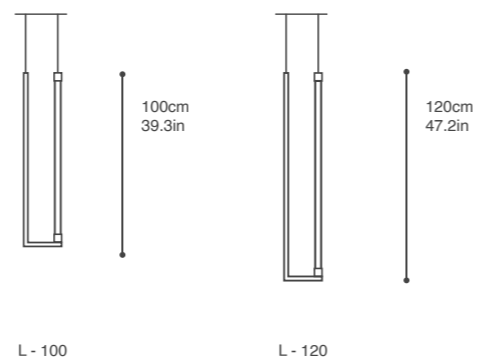
Cable options:

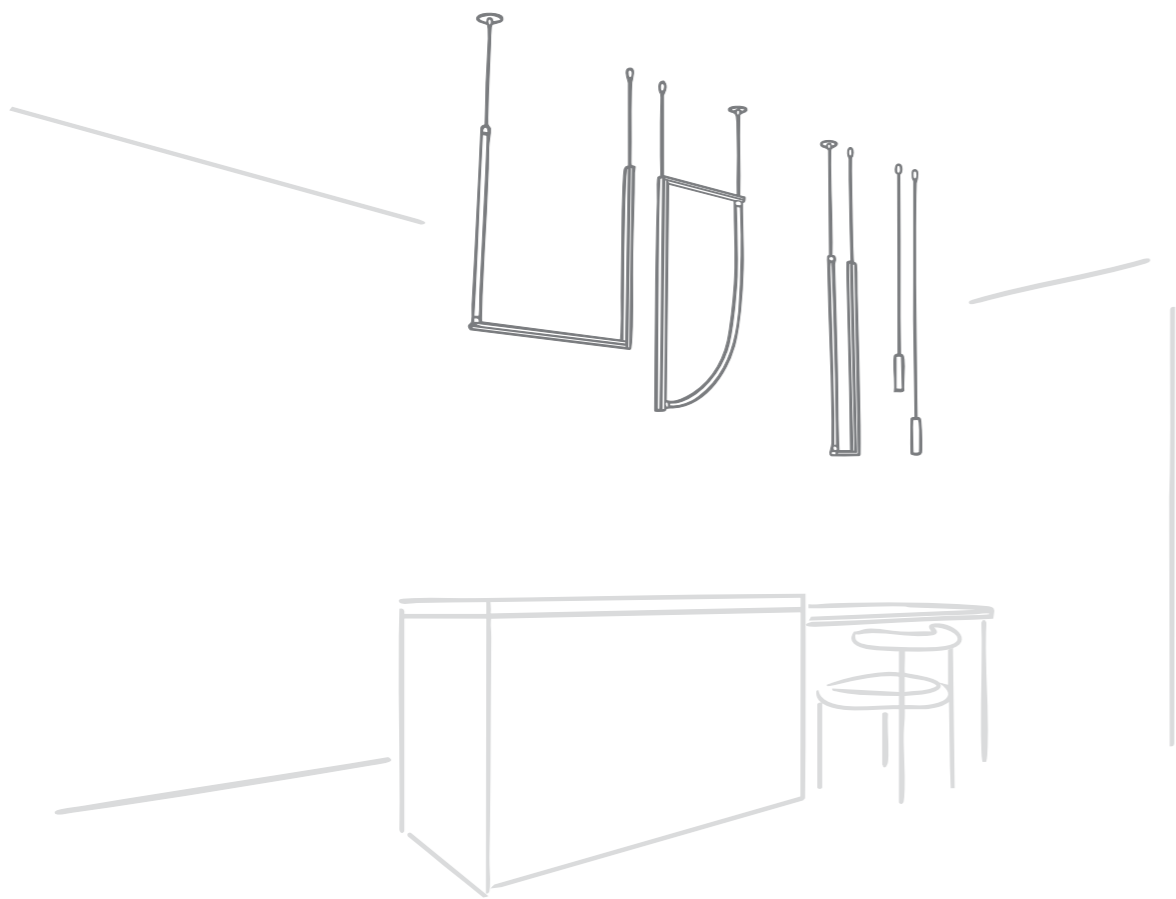
● Transparent

Finish options:

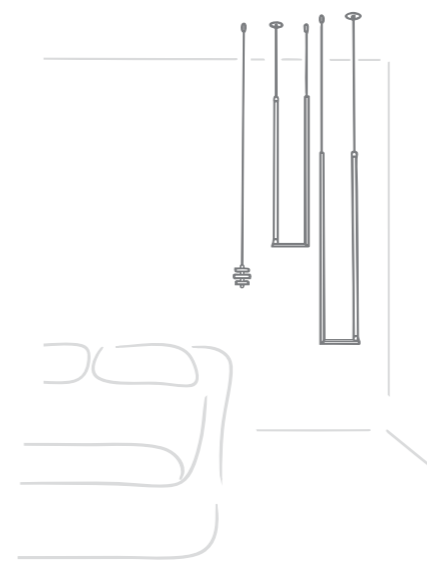
● Brushed Brass

SUSPENSION

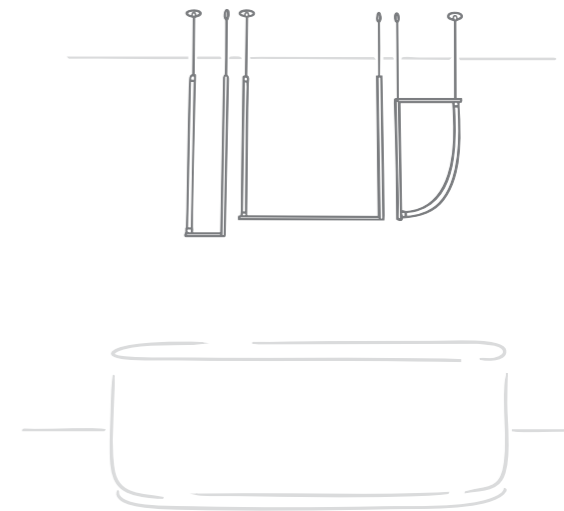




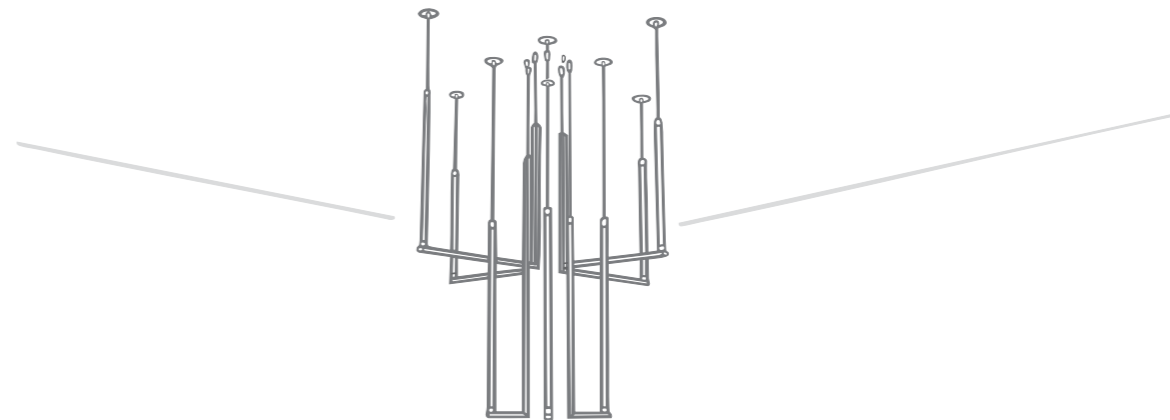
MAST L / MAST I / REMOTE CANOPY / COUNTERWEIGHT C



MAST L / REMOTE CANOPY / COUNTERWEIGHT 232



MAST L / MAST I / REMOTE CANOPY



(CHANDELIER) MAST L / REMOTE CANOPY

MAST II

Suspension lamp

The MAST II features two parallel squared brass rods combined with a flexible, illuminated LED tube accented by brass details. This tube can twist and turn freely, creating dynamic shapes.

The rods, reminiscent of a sailboat mast, provide structural support, helping the light source maintain its flowing curves.

Specifications:

Board LED 24V - CRI>90

Dimmable 1-10V

(upon request: Push / DALI / Casambi)


2700K (upon request 3000K or 4000K)

220-240 / 120V

1400 lm

From 50 to 130 cm max height upon request

Canopy options:



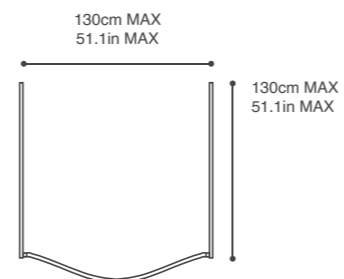
Remote

Recessed

○ White ● Black

Finish options:

● Brushed Brass



MAST LINEAR

Suspension lamp

The MAST LINEAR combines a squared brass structure with a flexible LED tube. Inspired by sailboat masts, its design elegantly showcases the gentle curve of the illuminated tube.

Specifications:

Board LED 24V - CRI>90
Dimmable 1-10V
(upon request: Push / DALI / Casambi)
2700K (upon request 3000K or 4000K)
220-240 / 120V
1520 lm
Cable length: 180cm / 70.8in
(Extra cable upon request)

Canopy options:



Side Remote Recessed


White Black

Cable options:

Transparent

Finish options:

Brushed Brass



MAST SMILEY

Suspension lamp

The MAST series features squared brass rods combined with flexible illuminated LED tubes, enhanced by refined brass details. Inspired by sailing boat masts, the rods provide structural support, allowing the light source to maintain its shape while enabling dynamic positioning and creative illumination.

Specifications:

Board LED 24V - CRI>90
Dimmable 1-10V
(upon request: Push / DALI / Casambi)
2700K (upon request 3000K or 4000K)
220-240 / 120V
1650 lm
Cable length: 180cm / 70.8in
(Extra cable upon request)

Canopy options:



Side Remote Recessed

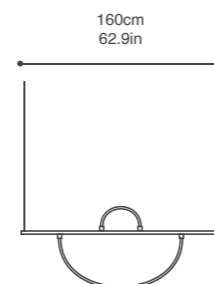
○ White ● Black


Cable options:

● Transparent

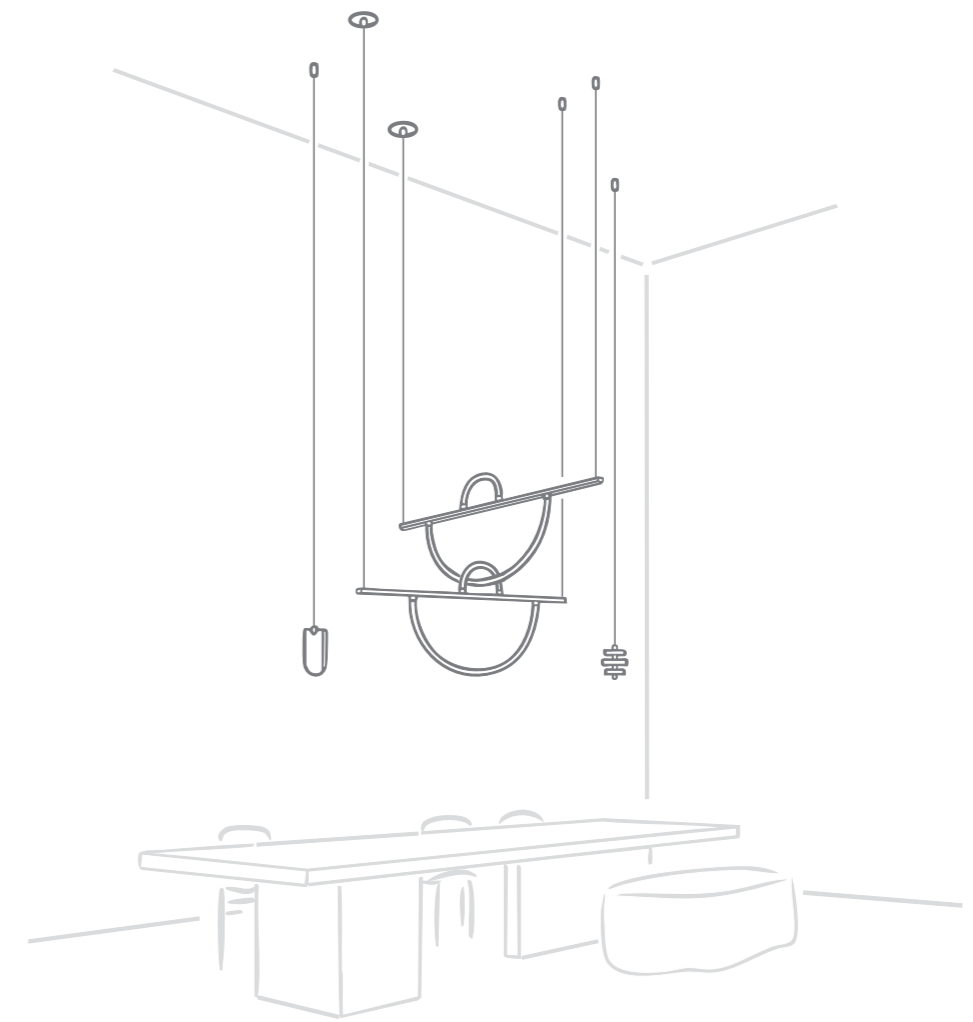
Finish options:

● Brushed Brass





MAST SERIES



MAST SMILEY / RECESSED CANOPY / COUNTERWEIGHT E6 / 232

MAST T3


Suspension lamp

The MAST series features squared brass rods combined with flexible illuminated LED tubes, enhanced by refined brass details. Inspired by sailing boat masts, the rods provide structural support, allowing the light source to maintain its shape while enabling dynamic positioning and creative illumination.

Specifications:

Board LED 24V - CRI>90
Dimmable 1-10V
(upon request: Push / DALI / Casambi)
2700K (upon request 3000K or 4000K)
220-240 / 120V
2090 lm
Cable length: 180cm / 70.8in
(Extra cable upon request)

Canopy options:




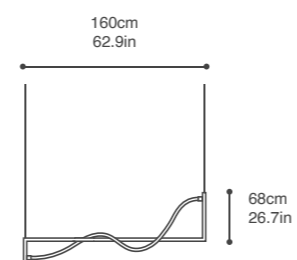
○ White ● Black

Cable options:

● Transparent

Finish options:

● Brushed Brass



MAST T4


Suspension lamp

The MAST series features squared brass rods combined with flexible illuminated LED tubes, enhanced by refined brass details. Inspired by sailing boat masts, the rods provide structural support, allowing the light source to maintain its shape while enabling dynamic positioning and creative illumination.

Specifications:

Board LED 24V - CRI>90
Dimmable 1-10V
(upon request: Push / DALI / Casambi)
2700K (upon request 3000K or 4000K)
220-240 / 120V
1630 lm
Cable length: 180cm / 70.8in
(Extra cable upon request)

Canopy options:



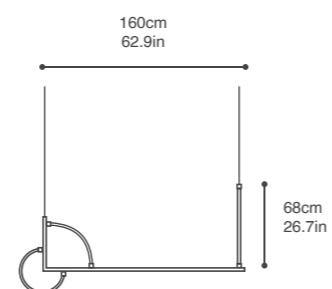
○ White ● Black

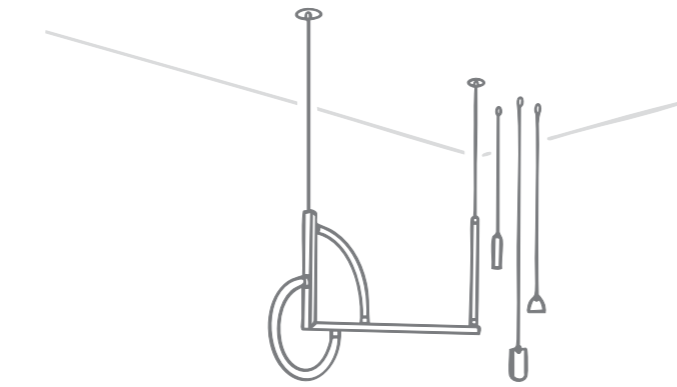
Cable options:

● Transparent

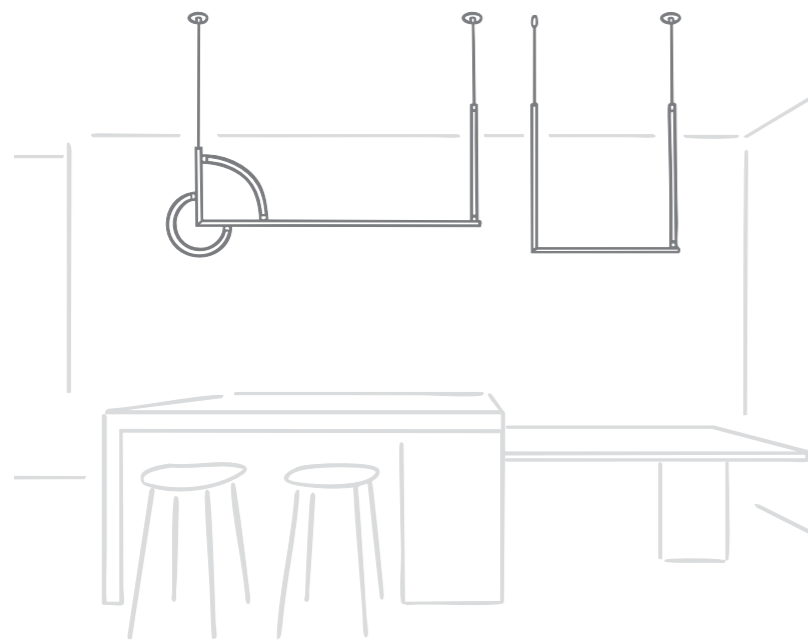
Finish options:

● Brushed Brass

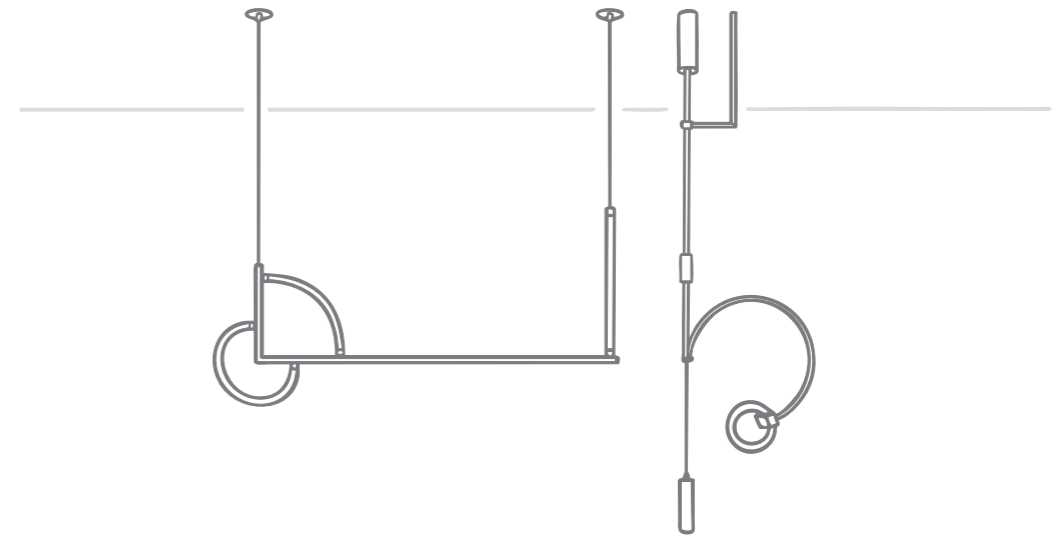




MAST T4 / COUNTERWEIGHT C / COUNTERWEIGHT E4 / COUNTERWEIGHT E6



MAST T4 / MAST L / REMOTE CANOPY



MAST T4 - REMOTE CANOPY / JETTUS - SURFACE CANOPY

MAST T5


Suspension lamp

The MAST series features squared brass rods combined with flexible illuminated LED tubes, enhanced by refined brass details. Inspired by sailing boat masts, the rods provide structural support, allowing the light source to maintain its shape while enabling dynamic positioning and creative illumination.

Specifications:

Board LED 24V - CRI>90
Dimmable 1-10V
(upon request: Push / DALI / Casambi)
2700K (upon request 3000K or 4000K)
220-240 / 120V
1900 lm
Cable length: 180cm / 70.8in
(Extra cable upon request)

Canopy options:



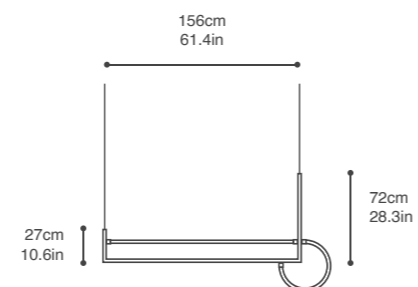
○ White ● Black

Cable options:

● Transparent

Finish options:

● Brushed Brass



MAST T6


Suspension lamp

The MAST series features squared brass rods combined with flexible illuminated LED tubes, enhanced by refined brass details. Inspired by sailing boat masts, the rods provide structural support, allowing the light source to maintain its shape while enabling dynamic positioning and creative illumination.

Specifications:

Board LED 24V - CRI>90
Dimmable 1-10V
(upon request: Push / DALI / Casambi)
2700K (upon request 3000K or 4000K)
220-240 / 120V
1040 lm
Cable length: 180cm / 70.8in
(Extra cable upon request)

Canopy options:



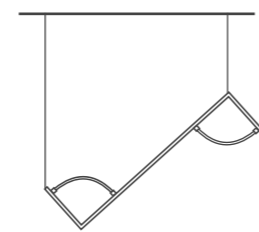
○ White ● Black

Cable options:


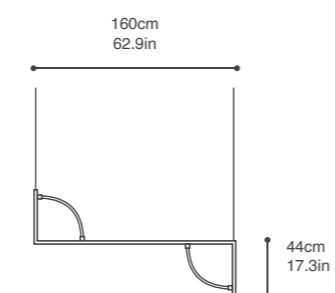
● Transparent

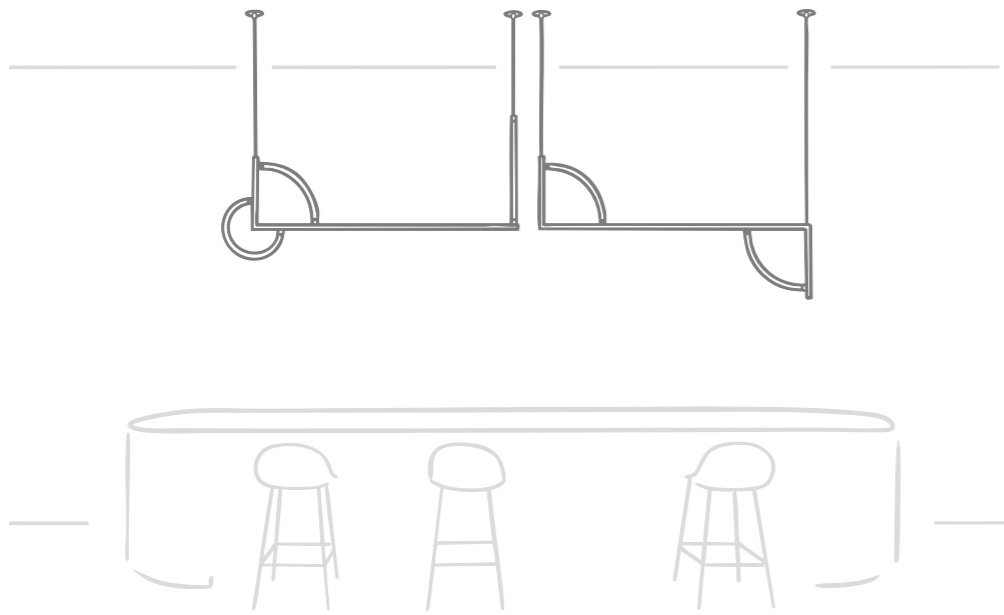
Finish options:

● Brushed Brass

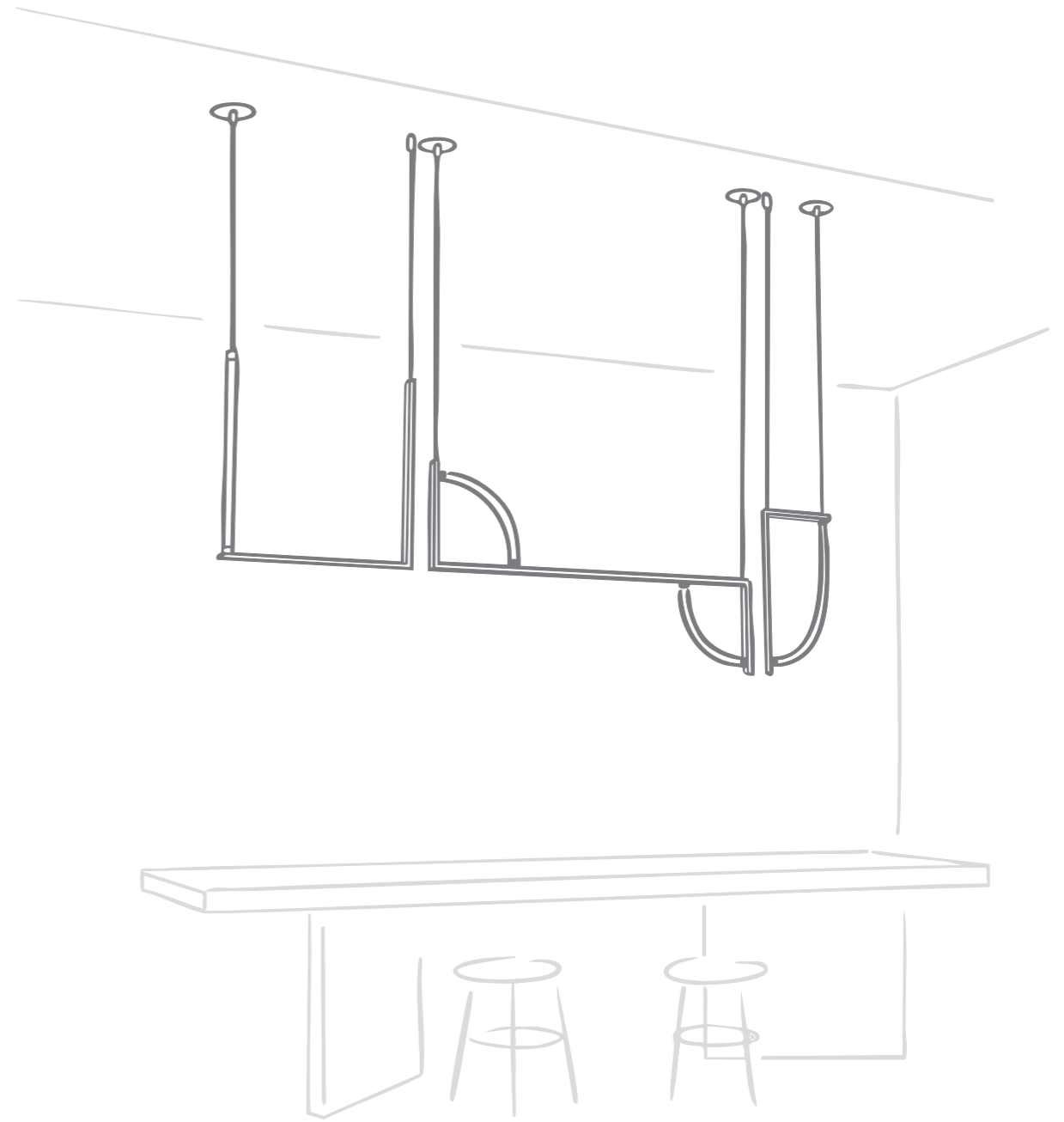


INSTALLATION OPTION

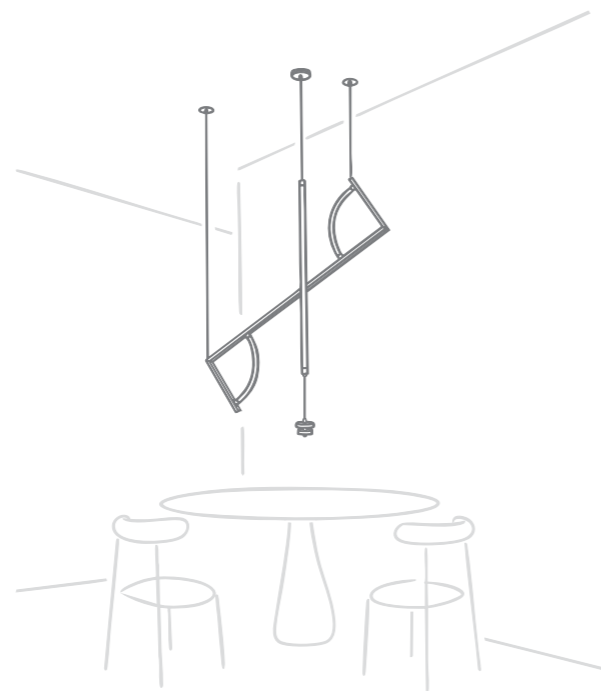




MAST T6 / MAST T4 / REMOTE CANOPY



MAST T6 / MAST L / MAST I / REMOTE CANOPY



MAST T6 / TITI V10 - 23 / REMOTE CANOPY

MELT

Suspension lamp



The simplicity of a giant metal circle, made of aluminum or brass, partly incandescent and beginning to melt, adds unique curve to its form. MELT is a fixture captures this precise moment that the metal starts to soften, melt and glow. The curve is illuminated with a flexible LED source.


Specifications:

Board LED 24V - CRI>90
Dimmable 1-10V
(upon request: Push / DALI / Casambi)
2700K (upon request 3000K or 4000K)
220-240 / 120V
Cable length: 180cm / 70.8in
(Extra cable upon request)

MELT S
1250 lm

MELT L
1250 lm

Canopy options:



○ White ● Black

Cable options:


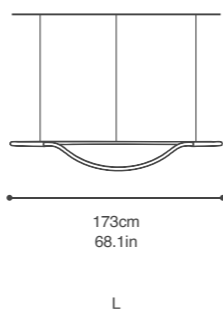
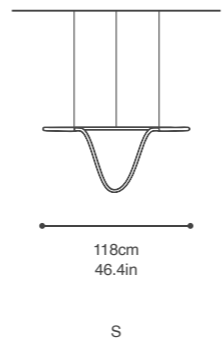
● Transparent

Finish / Color options:

● Brushed Brass

○ White

● Black



MELT L WHITE (10) with Remote canopy



MELT S BLACK (90) with Recessed canopy

LUA

Suspension lamp

LUA, “moon” in Portuguese. The opal sphere-shaped diffuser, crafted from two layers of mouth-blown glass with a matte finish, creates a warm and inviting atmosphere in any space. Meanwhile, the marble and brass components add a subtle touch of luxury and timeless elegance. Whether you choose to incorporate two elements or an infinite number, LUA allows you to design stunning chandeliers in various shapes and sizes, from cascading installations to strings of lights, providing a customized solution for every project.

Specifications:

Bulb G9 (not included)
Dimmable
Recommended CCT 2700K & 3000K
100-240V
Cable length: 180cm / 70.8in
(Extra cable upon request)

Canopy options:

Canopy for this product is **NOT** included.

Select canopy here: [See more](#)

Cable options:

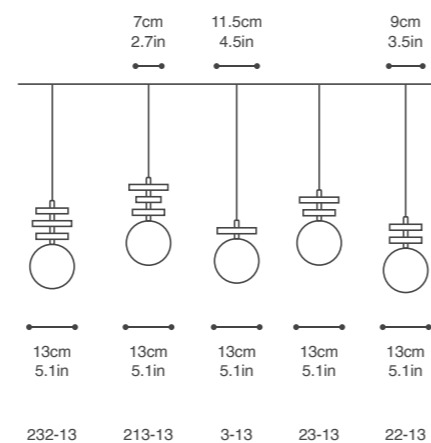
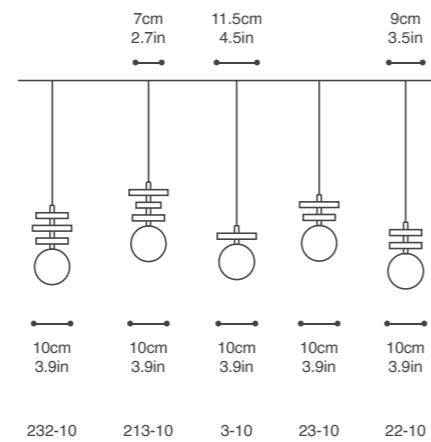
White Black Transparent

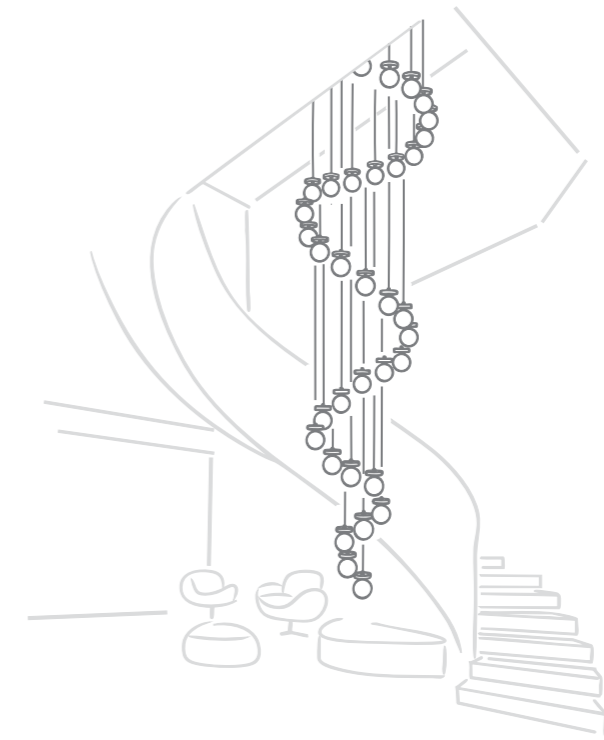
Marble options:

White Dionysos
 Green Tinos
 Black Marquina
 Red Ritsonas
 Beige Travertine


Finish options (for parts):

Brushed Brass
 Chrome Plated Brass
 Finishes upon request [See more](#)





(SPIRAL ARRANGEMENT) LUA 3-10



(CHANDELIER) LUA 3-10

LUA L

Suspension lamp

LUA L, “moon” in Portuguese. The opal sphere-shaped diffuser, crafted from two layers of mouth-blown glass with a matte finish, creates a warm and inviting atmosphere in any space. Meanwhile, the marble and brass components add a subtle touch of luxury and timeless elegance. Whether you choose to incorporate two elements or an infinite number, LUA allows you to design stunning chandeliers in various shapes and sizes, from cascading installations to strings of lights, providing a customized solution for every project.

Specifications:

Bulb E27 (E26) (not included)
Dimmable
Recommended CCT 2700K & 3000K
100-240V

Cable length: 180cm / 70.8in
(Extra cable upon request)

Canopy options:

Canopy for this product is **NOT** included.

Select canopy here: [See more](#)

Cable options:

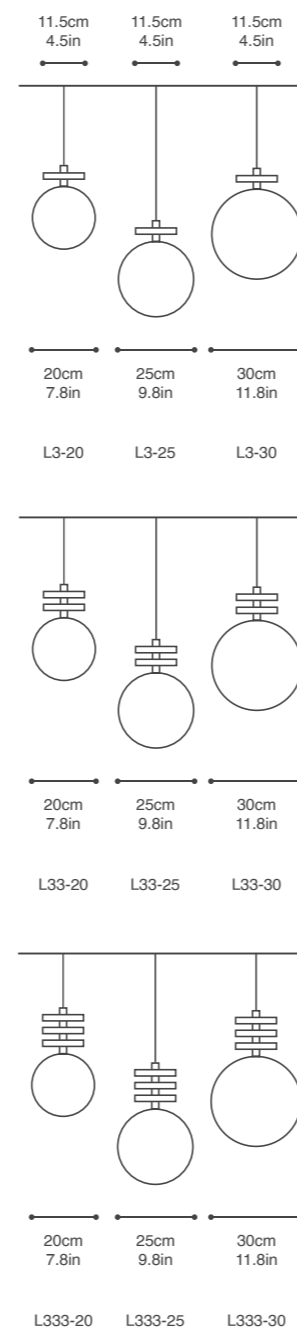
White Black Transparent

Marble options:

White Dionysos
 Green Tinos
 Black Marquina
 Red Ritsonas
 Beige Travertine

Finish options (for parts):

Brushed Brass
 Finishes upon request [See more](#)



Specifications:

Bulb E27 (E26) (not included)
Dimmable
Recommended CCT 2700K & 3000K
100-240V
Cable length: 180cm / 70.8in
(Extra cable upon request)


Canopy options:

LUA L4-20

Canopy for this product is NOT included.

Select canopy here: [See more](#)

LUA L5-30



Surface Recessed

White Black

Cable options:

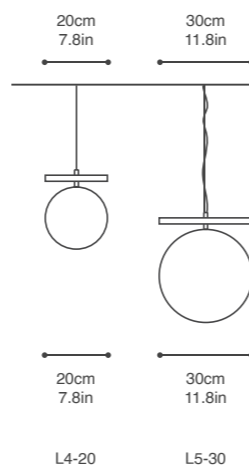
White Black Transparent

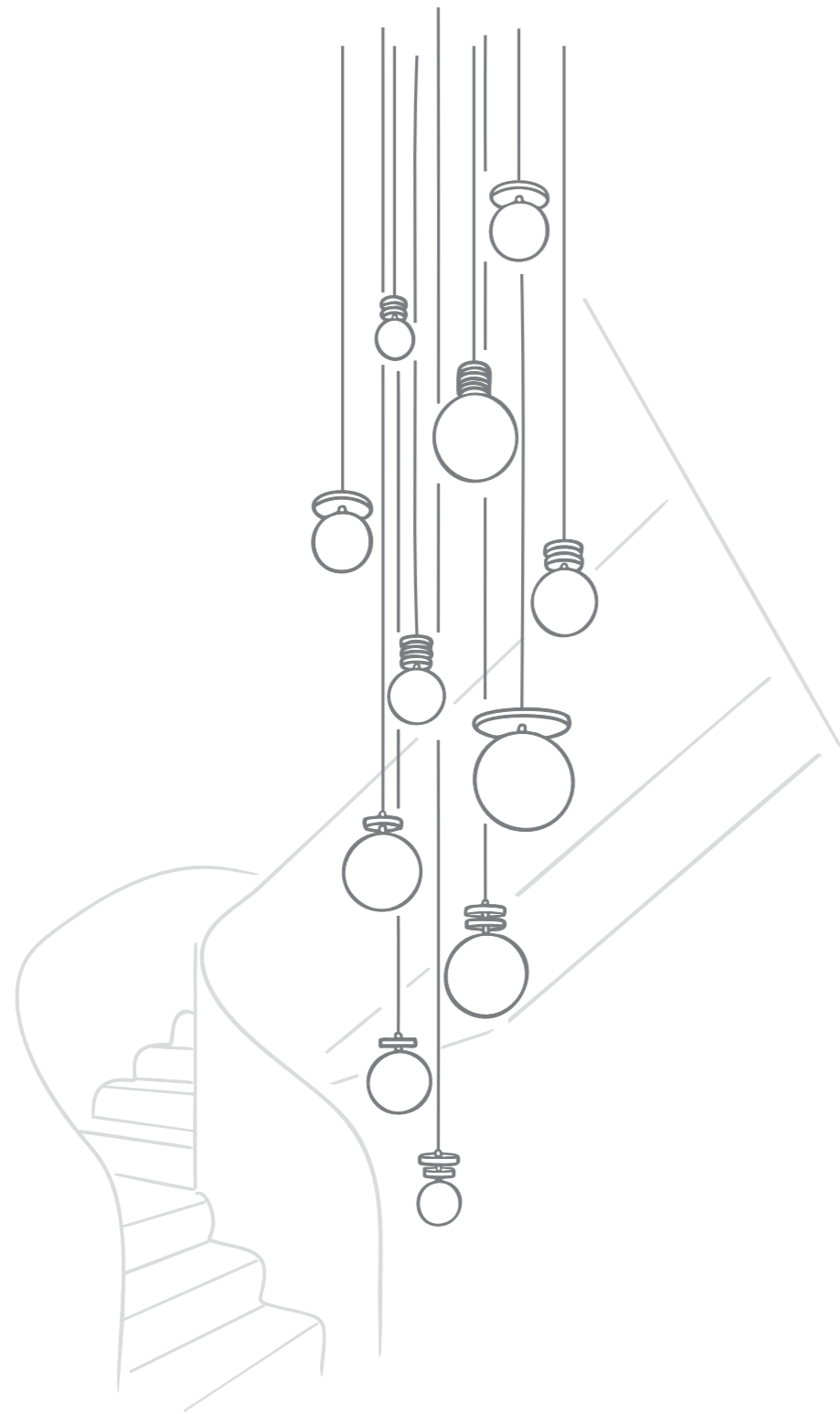
Marble options:

- White Dionysos
- Green Tinos
- Black Marquina
- Red Ritsonas
- Beige Travertine

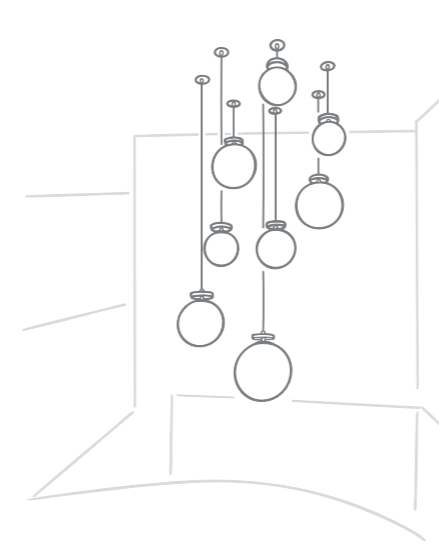
Finish options (for parts):

- Brushed Brass
- Finishes upon request [See more](#)






LUA / LUAL



LUA L3 / RECESSED CANOPY



LUA L3 / LUA L33 / LUA L333 / LUA 3 / LUA 213



LUA L33 / LUA L33 / TRIADIC D / RECESSED CANOPY

LUA

Wall | Ceiling lamp

LUA , “moon” in Portuguese. The opal sphere-shaped diffuser, crafted from two layers of mouth-blown glass with a matte finish, creates a warm and inviting atmosphere in any space. Meanwhile, the marble and brass components add a subtle touch of luxury and timeless elegance. Whether you choose to incorporate two elements or an infinite number, LUA allows you to design stunning installations, providing a customized solution for every project.



Specifications:

LUA 3-10 / 4-10 / 5-10






Bulb G9 (not included)

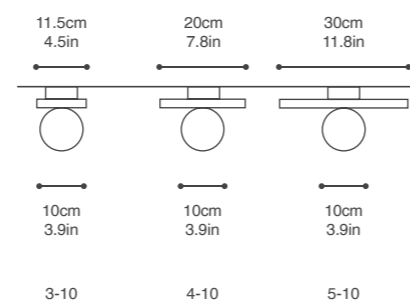
Dimmable

Recommended CCT 2700K & 3000K

100-240V

Marble options:

-  White Dionysos
-  Green Tinos
-  Black Marquina
-  Red Ritsonas
-  Beige Travertine



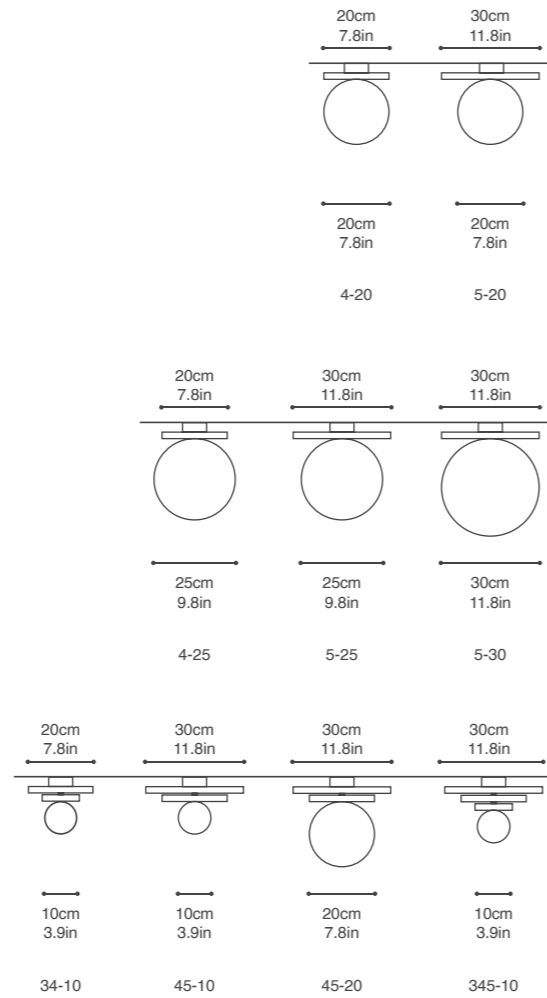
Specifications:

LUA 34-10 / 45-10 / 345-10

Bulb G9 (not included)
 Dimmable
 Recommended CCT 2700K & 3000K
 100-240V

LUA 4-20 / 5-20 / 4-25 / 5-25 / 5-30 / 45-20

Bulb E27 (E26) (not included)
 Dimmable
 Recommended CCT 2700K & 3000K
 100-240V



LUA M

Wall | Ceiling lamp

LUA M, “moon” in Portuguese. The opal sphere-shaped diffuser, crafted from two layers of mouth-blown glass with a matte finish, creates a warm and inviting atmosphere in any space. Meanwhile the metal or brass disk combined brass components add a subtle touch of luxury and timeless elegance. Whether you choose to incorporate two elements or an infinite number, LUA allows you to design stunning installations, providing a customized solution for every project.

Specifications:

LUA M 502-10 / 3503-10 / 4505-10

Bulb G9 (not included)
Dimmable
Recommended CCT 2700K & 3000K
100-240V

LUA M 502-10

Bulb G9 x 2









LUA M 3503-10

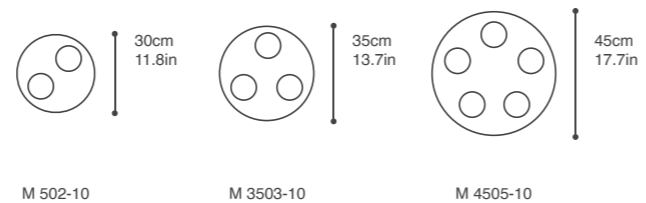
Bulb G9 x 3

LUA M 4505-10

Bulb G9 x 5

Finish / Color options:

-  Brushed Brass
-  Chrome Plated Brass
-  Dark Red
-  Green
-  Beige
-  White
-  Black
-  Finishes / Colors upon request [See more](#)



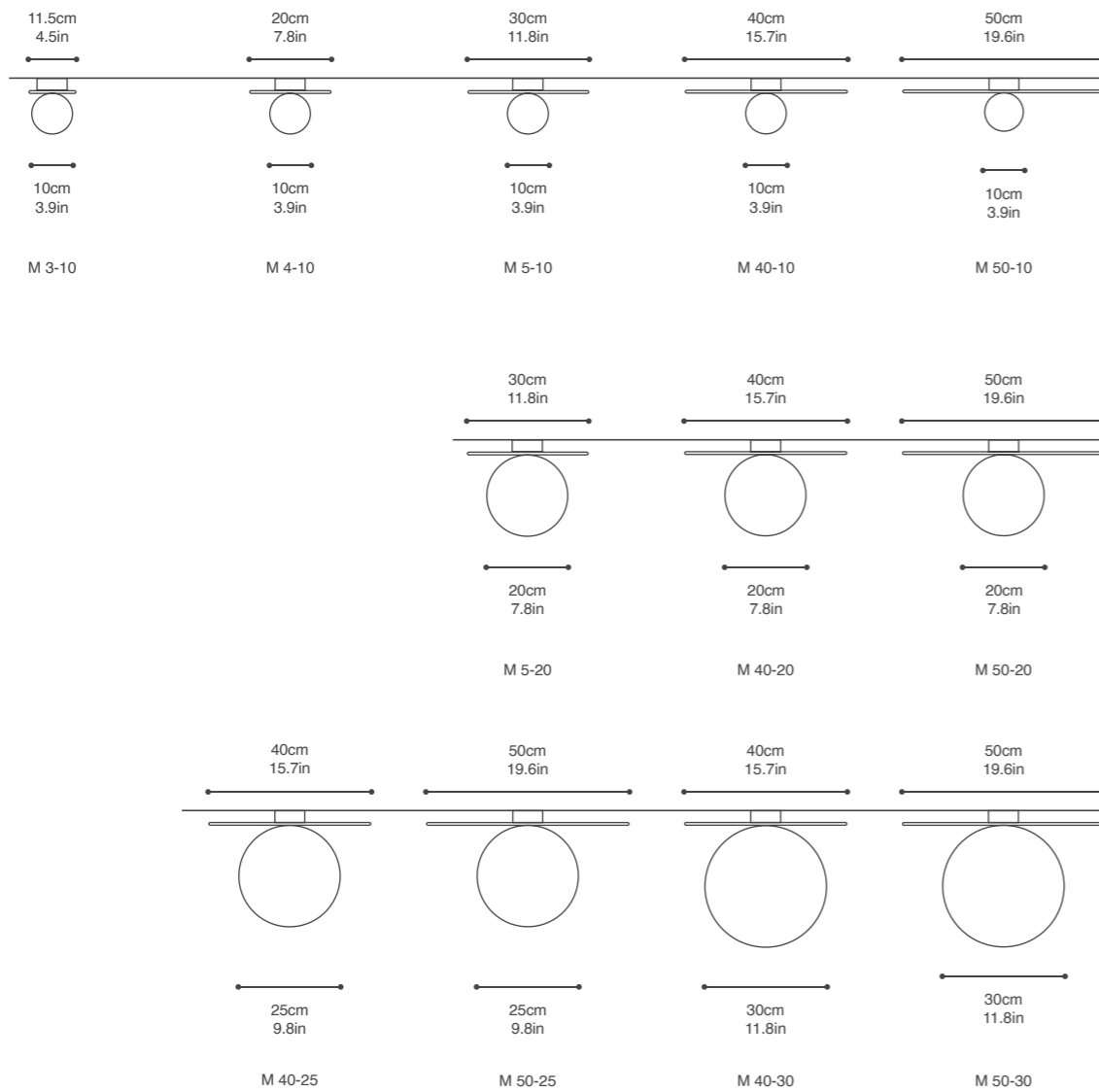
Specifications:

LUA M 3-10 / 4-10 / 5-10 / 40-10 / 50-10

Bulb G9 (not included)
 Dimmable
 Recommended CCT 2700K & 3000K
 100-240V

LUA M 5-20 / 40-20 / 50-20 / 40-30 / 50-20 / 40-30 / 50-30

Bulb E27 (E26) (not included)
 Dimmable
 Recommended CCT 2700K & 3000K
 100-240V



LUA C

Wall | Ceiling lamp

LUA C, “moon” in Portuguese. The opal sphere-shaped diffuser, crafted from two layers of mouth-blown glass with a matte finish, creates a warm and inviting atmosphere in any space. Meanwhile, the combination of metal or brass disk combined with one or more marble disks and brass components add a subtle touch of luxury and timeless elegance.

Whether you choose to incorporate two elements or an infinite number, LUA allows you to design stunning installations, providing a customized solution for every project.

Specifications:

LUA C 34-10 / 45-10 / 440-10 / 540-10 / 550-10






Bulb G9 (not included)

Dimmable









Recommended CCT 2700K & 3000K

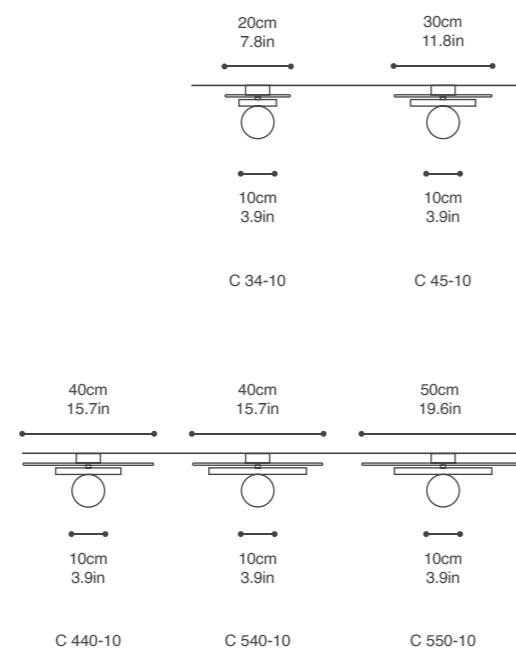
100-240V

Marble options:

-  White Dionysos
-  Green Tinos
-  Black Marquina
-  Red Ritsonas
-  Beige Travertine

Finish / Color options:

-  Brushed Brass
-  Chrome Plated Brass
-  Dark Red
-  Green
-  Beige
-  White
-  Black
-  Finishes / Colors upon request [See more](#)



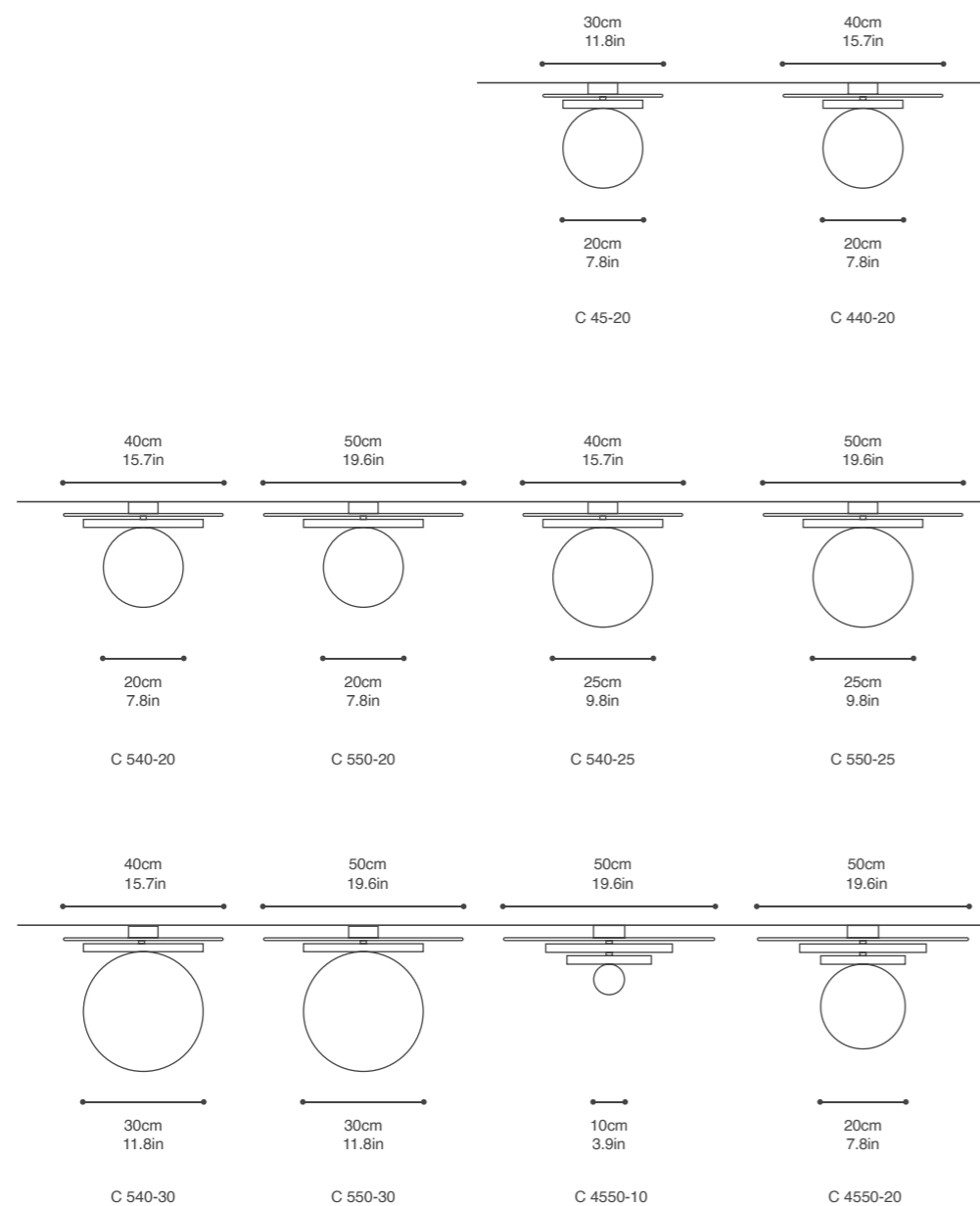
Specifications:

LUA C 4550-10

Bulb G9 (not included)
 Dimmable
 Recommended CCT 2700K & 3000K
 100-240V

LUA C 45-20 / 440-20 / 540-20 / 550-20 / 540-25

550-25 / 540-30 / 550-30 / 4550-20
 Bulb E27 (E26) (not included)
 Dimmable
 Recommended CCT 2700K & 3000K
 100-240V



LUA ECLIPSE

Wall | Ceiling lamp

LUA ECLIPSE whether installed on the wall or ceiling, this backlit fixture, made from marble, metal, or a combination of both, bathes your space in warm, indirect light through its integrated LED board. With a diverse range of sizes and customizable options for materials, colors, and finishes, you can easily find the perfect piece to complement your room or create a distinctive installation that reflects your unique style.

Specifications:

Board LED 24V - CRI>90
 Dimmable 1-10V
 (upon request: Push / DALI / Casambi)
 2700K (upon request 3000K or 4000K)
 220-240 / 120V






LUA ECLIPSE C35
 335 lm

LUA ECLIPSE 5 / M5 / C45
 570 lm









LUA ECLIPSE M40 / C3440
 875 lm

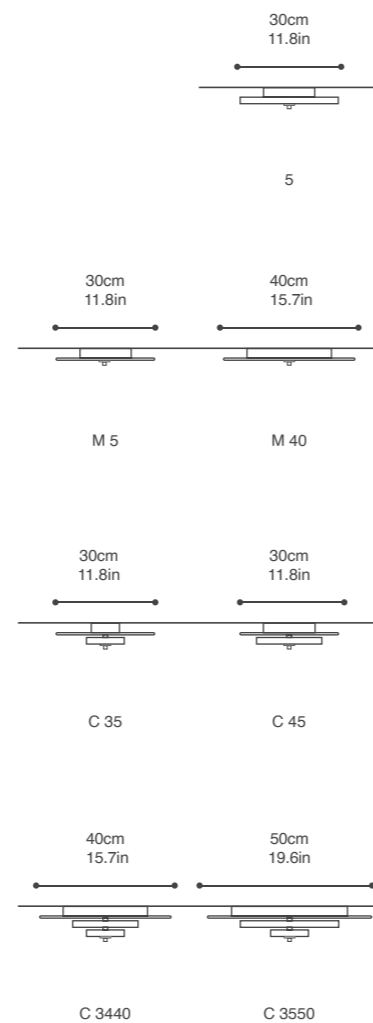
LUA ECLIPSE C3550
 1170 lm

Marble options:

-  White Dionysos
-  Green Tinos
-  Black Marquina
-  Red Ritsonas
-  Beige Travertine

Finish / Color options:

-  Brushed Brass
-  Chrome Plated Brass
-  Dark Red
-  Green
-  Beige
-  White
-  Black
-  Finishes / Colors upon request [See more](#)



LUA

Floor | Table lamp

LUA , “moon” in Portuguese. The opal sphere-shaped diffuser, crafted from two layers of mouth-blown glass with a matte finish, creates a warm and inviting atmosphere in any space. Meanwhile, the marble and brass components add a subtle touch of luxury and timeless elegance. Whether you choose to incorporate two elements or an infinite number, LUA allows you to design stunning installations, providing a customized solution for every project.

Specifications:

LUA 4-10

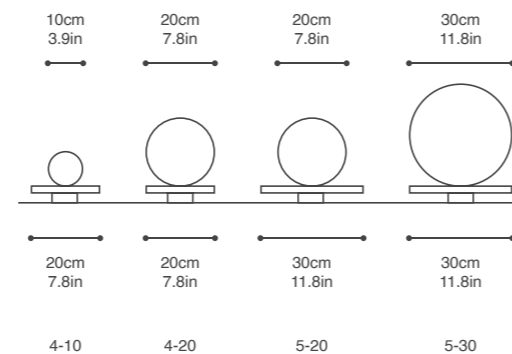
Bulb G9 (not included)
Dimmable upon request
Recommended CCT 2700K & 3000K
100-240V

LUA 4-20 / 5-20 / 5-30

Bulb E27 (E26) (not included)
Dimmable upon request
Recommended CCT 2700K & 3000K
100-240V

Marble options:

- White Dionysos
- Green Tinos
- Black Marquina
- Red Ritsonas
- Beige Travertine



LUA L






Floor lamp

LUA L, meaning “moon” in Portuguese features an opal sphere-shaped diffuser, crafted from two layers of mouth-blown glass with a matte finish combined with a sturdy brass base, creates a warm and inviting atmosphere in any space. Meanwhile, the marble and brass components add a subtle touch of luxury and timeless elegance.








Specifications:

Bulb E27 (E26) (not included)
 Dimmable upon request
 Recommended CCT 2700K & 3000K
 100-240V

Marble options:



-  White Dionysos
-  Green Tinos
-  Black Marquina
-  Red Ritsonas
-  Beige Travertine

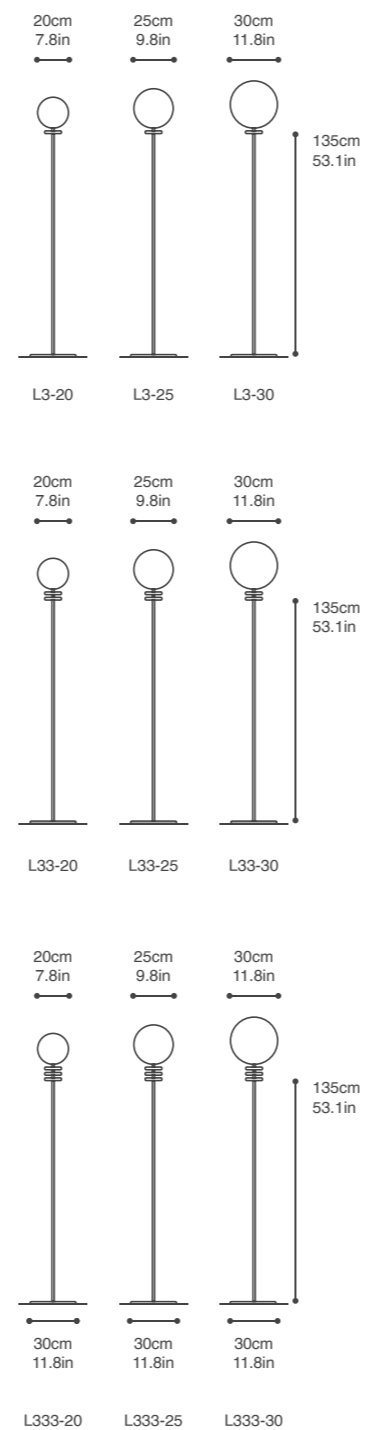
Finish / Color options (for disk):

-  Brushed Brass
-  Chrome Plated Brass
-  Dark Red
-  Green
-  Beige
-  White
-  Black

 Finishes / Colors upon request [See more](#)

Finish options (for parts & rod):

-  Brushed Brass
-  Finishes upon request [See more](#)



MIRTOS

Suspension | Wall | Ceiling lamp

MIRTOS series is inspired by the enchanting pebbles of Mirtos Beach in Kefalonia, featuring a beautiful blend of marble, brass details, and two distinct types of glass crafted from two layers of mouth-blown glass with a matte finish. Each piece in the series reflects the serene beauty of the beach, capturing the essence of its natural landscape. The combination of materials creates an elegant yet organic aesthetic, making it an ideal choice for enhancing any interior.

Specifications:

Bulb E27 (E26) (not included)
Dimmable
Recommended CCT 2700K & 3000K
100-240V

Cable length: 180cm / 70.8in (suspension only)
(Extra cable upon request)

Canopy options (for suspension only):

Canopy for this product is **NOT** included.

Select canopy here: [See more](#)

Cable options (for suspension only):

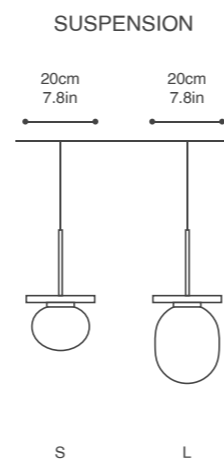
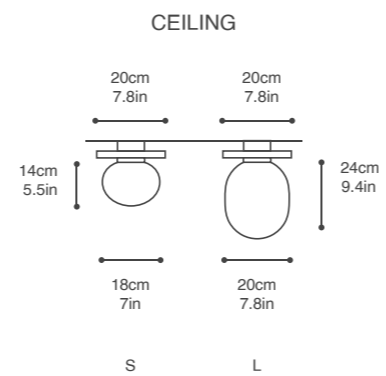
White Black Transparent

Marble options:

- White Dionysos
- Green Tinos
- Black Marquina
- Red Ritsonas
- Beige Travertine

Finish options (for parts):

- Brushed Brass
- Finishes upon request [See more](#)



MIRTOS

Floor | Table lamp

MIRTOS series is inspired by the enchanting pebbles of Mirtos Beach in Kefalonia, featuring a beautiful blend of marble, brass details, and two distinct types of glass crafted from two layers of mouth-blown glass with a matte finish. Each piece in the series reflects the serene beauty of the beach, capturing the essence of its natural landscape. The combination of materials creates an elegant yet organic aesthetic, making it an ideal choice for enhancing any interior.

Specifications:

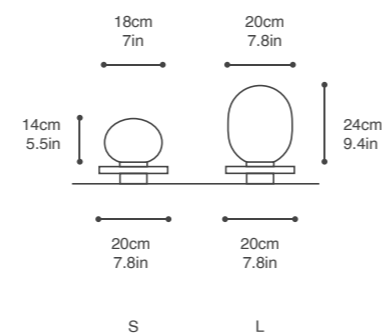
Bulb E27 (E26) (not included)
Dimmable upon request
Recommended CCT 2700K & 3000K
100-240V

Marble options:

- White Dionysos
- Green Tinos
- Black Marquina
- Red Ritsonas
- Beige Travertine

Finish options:

- Brushed Brass
- Finishes upon request [See more](#)



MIRTOS






Floor lamp

MIRTOS series is inspired by the enchanting pebbles of Mirtos Beach in Kefalonia, featuring a beautiful blend of marble, brass details, and two distinct types of glass crafted from two layers of mouth-blown glass with a matte finish combined with a sturdy brass base. Each piece in the series reflects the serene beauty of the beach, capturing the essence of its natural landscape. The combination of materials creates an elegant yet organic aesthetic, making it an ideal choice for enhancing any interior.









Specifications:

Bulb E27 (E26) (not included)
Dimmable upon request
Recommended CCT 2700K & 3000K
100-240V



Marble options:

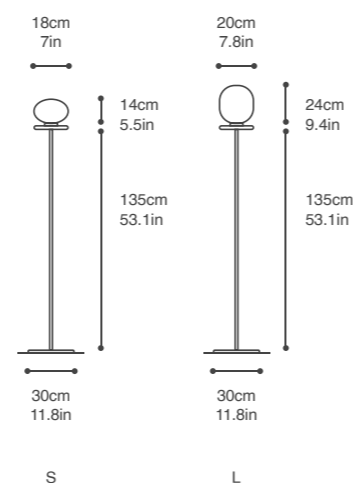
-  White Dionysos
-  Green Tinos
-  Black Marquina
-  Red Ritsonas
-  Beige Travertine

Finish / Color options (for disk):

-  Brushed Brass
-  Chrome Plated Brass
-  Dark Red
-  Green
-  Beige
-  White
-  Black
-  Finishes / Colors upon request [See more](#)

Finish options (for parts & rod):

-  Brushed Brass
-  Finishes upon request [See more](#)



HEX

Wall | Ceiling lamp

HEX series draws inspiration from the hexagonal shape of kites soaring in the sky. With options for backlighting or general lighting, this series is available in various sizes, allowing you to find the ideal fit for your space. Its unique design not only enhances the aesthetic appeal of any room but also creates a captivating atmosphere that evokes the joy of flight.

Specifications:

HEX 1 / 2 / 3

Bulb G9 (not included)
Dimmable
Recommended CCT 2700K & 3000K
100-240V

HEX 1

Bulb G9 x 1

HEX 2

Bulb G9 x 2

HEX 3

Bulb G9 x 3

HEX S / L

Board LED 24V - CRI>90
Dimmable 1-10V
(upon request: Push / DALI / Casambi)
2700K (upon request 3000K or 4000K)
220-240 / 120V









HEX S


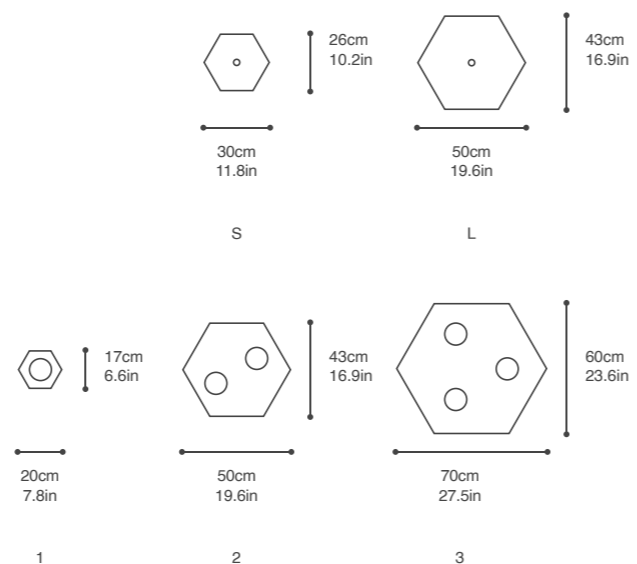
447 lm

HEX L

875 lm

Finish / Color options:

-  Brushed Brass
-  Chrome Plated Brass
-  Dark Red
-  Green
-  Beige
-  White
-  Black
-  Finishes / Colors upon request [See more](#)



TRIADIC SD & DS

Suspension lamp

TRIADIC series presents a diverse collection of luminaries inspired by the iconic costumes of the Bauhaus Triadic Ballet. The TRIADIC SD & DS features a half-sphere metal shape that harmoniously combines with a larger half-sphere, elegantly separated by a marble disk and brass details. This design provides both up and down lighting, creating a captivating atmosphere available in a range of colors and finishes, making it suitable for any interior setting.

Specifications:

Bulb E27 (E26) x 3 (not included)
Dimmable
Recommended CCT 2700K & 3000K
100-240V

Cable length: 180cm / 70.8in
(Extra cable upon request)

Canopy options:

Canopy for this product is *NOT* included.

Select canopy here: [See more](#)

Cable options:

White Black Transparent

Marble options:

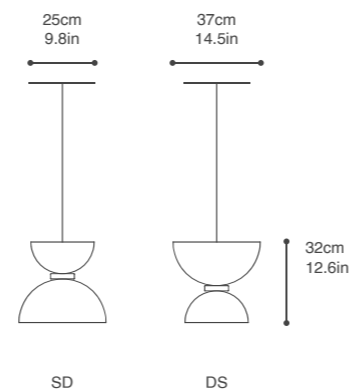
- White Dionysos
- Green Tinos
- Black Marquina
- Red Ritsonas
- Beige Travertine

Finish / Color options:

- Half Brushed Brass + Half our colors or any RAL
- Half Chrome Plated Brass + Half our colors or any RAL
- Custom combination of Finish / Color upon request [See more](#)


Finish options (for parts):

- Brushed Brass
- Finishes upon request [See more](#)






TRIADIC SD / TRIADIC DA / SURFACE CANOPY



TRIADIC SD / TRIADIC DS / TRIADIC D / RECESSED CANOPY



TRIADIC SD / TRIADIC DS / COUNTERWEIGHT E2

TRIADIC DA

Suspension lamp

TRIADIC series presents a diverse collection of luminaries inspired by the iconic costumes of the Bauhaus Triadic Ballet. The TRIADIC DA features a half-sphere metal shape harmoniously combined with a cone metal shape on top, elegantly separated by a marble disk and brass details. This design provides downlighting, creating a captivating atmosphere available in various colors, finishes, and sizes, making it suitable for any interior setting.

Specifications:

Bulb E27 (E26) (not included)
Dimmable
Recommended CCT 2700K & 3000K
100-240V

Cable length: 180cm / 70.8in
(Extra cable upon request)

Canopy options:

Canopy for this product is **NOT** included.

Select canopy here: [See more](#)

Cable options:

White Black Transparent

Marble options:

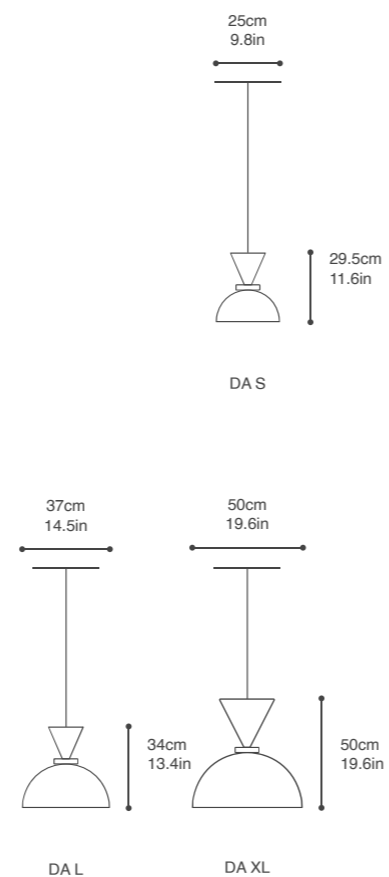
- White Dionysos
- Green Tinos
- Black Marquina
- Red Ritsonas
- Beige Travertine

Finish / Color options:

- Half Brushed Brass + Half our colors or any RAL
- Half Chrome Plated Brass + Half our colors or any RAL
- Custom combination of Finish / Color upon request [See more](#)

Finish options (for parts):

- Brushed Brass
- Finishes upon request [See more](#)



TRIADIC D

Suspension lamp

TRIADIC series presents a diverse collection of luminaries inspired by the iconic costumes of the Bauhaus Triadic Ballet. The TRIADIC D features a half sphere metal shape harmoniously combined with one or two marble disks and brass details. This design available in different sizes provides down-lighting, creating a captivating atmosphere available in various colors, finishes, and sizes, making it suitable for any interior setting.

Specifications:

Bulb E27 (E26) (not included)

Dimmable

Recommended CCT 2700K & 3000K

100-240V

Cable length: 180cm / 70.8in (Extra cable upon request)

Canopy options:

Canopy for this product is **NOT** included.

Select canopy here: [See more](#)

Cable options:

White Black Transparent

Marble options:

- White Dionysos
- Green Tinos
- Black Marquina
- Red Ritsonas
- Beige Travertine

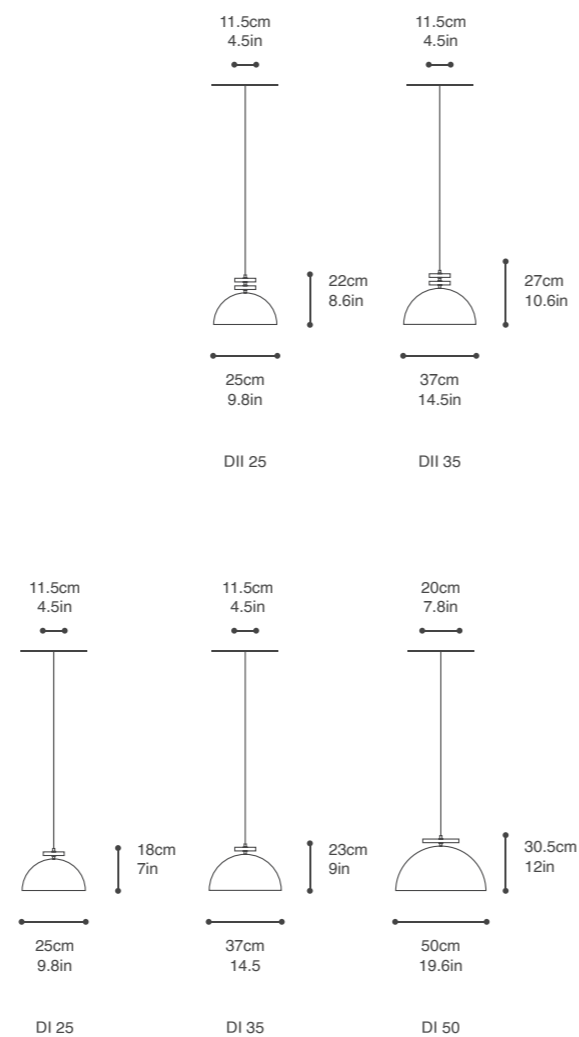
Finish / Color options:

- Brushed Brass
- Chrome Plated Brass
- Dark Red
- Green
- Beige
- White
- Black

Finishes / Colors upon request [See more](#)

Finish options (for parts):

- Brushed Brass
- Finishes upon request [See more](#)



TRIADIC A

Suspension lamp

TRIADIC series presents a diverse collection of luminaries inspired by the iconic costumes of the Bauhaus Triadic Ballet. The TRIADIC A suspension features three different metal cone shapes harmoniously combined with one or two marble disks and brass details. This design provides downlighting, creating a captivating atmosphere available in various colors, finishes, and sizes, making it suitable for any interior setting.

Specifications:

Bulb E27 (E26) (not included)

Dimmable

Recommended CCT 2700K & 3000K

100-240V

Cable length: 180cm / 70.8in (Extra cable upon request)

Canopy options:

Canopy for this product is **NOT** included.

Select canopy here: [See more](#)

Cable options:

White Black Transparent

Marble options:

- White Dionysos
- Green Tinos
- Black Marquina
- Red Ritsonas
- Beige Travertine

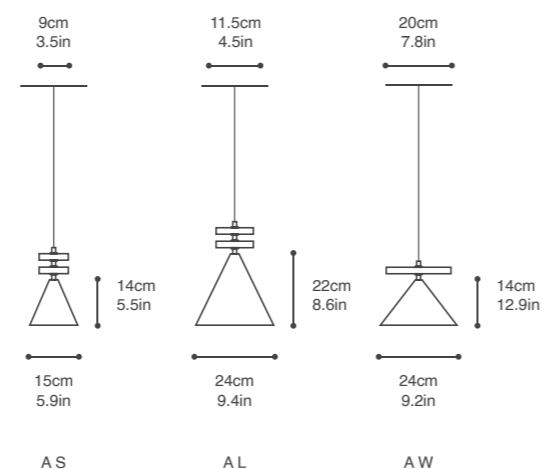
Finish / Color options:

- Brushed Brass
- Chrome Plated Brass
- Dark Red
- Green
- Beige
- White
- Black

Finishes / Colors upon request [See more](#)

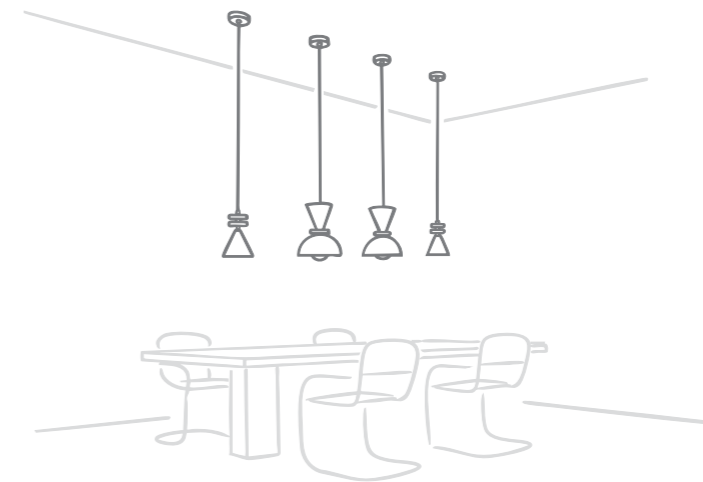
Finish options (for parts):

- Brushed Brass
- Finishes upon request [See more](#)

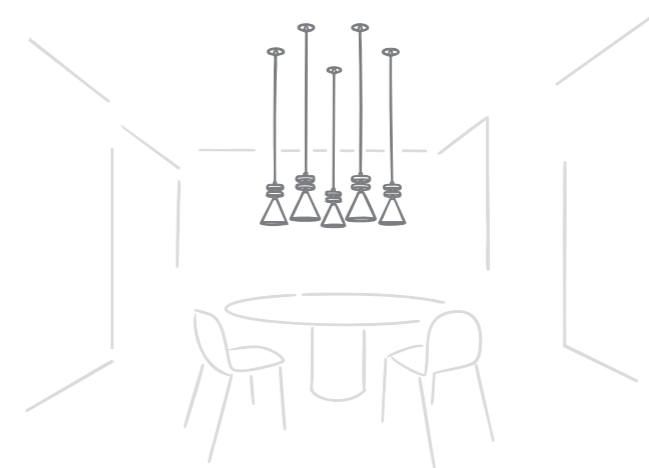




TRIADIC A / RECESSED CANOPY / COUNTERWEIGHT 23



TRIADIC A / TRIADIC DA / SURFACE CANOPY



(CHANDELIER) TRIADIC A / RECESSED CANOPY

TRIADIC A






Wall | Ceiling lamp

The TRIADIC series presents a diverse collection of luminaries inspired by the iconic costumes of the Bauhaus Triadic Ballet. The TRIADIC A wall/ceiling version features a metal cone shade combined with a compact base covered by a thick marble disc. This design provides downlighting, while the brass arm allows it to be adjusted like an oversized spotlight, creating a captivating atmosphere. Available in various colors, finishes, and sizes, it is suitable for any interior setting.








Specifications:

Bulb E27 (E26) (not included)
Dimmable
Recommended CCT 2700K & 3000K
100-240V

Marble options:

-  White Dionysos
-  Green Tinos
-  Black Marquina
-  Red Ritsonas
-  Beige Travertine

Finish / Color options:


-  Brushed Brass
-  Chrome Plated Brass
-  Dark Red
-  Green
-  Beige
-  White
-  Black

 Finishes / Colors upon request

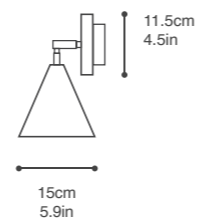
[See more](#)



Finish options (for parts):

 Brushed Brass

 Finishes upon request

[See more](#)





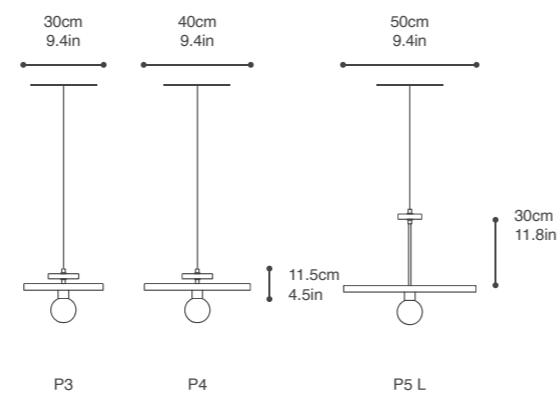
TRIADIC P & PS

Suspension lamp

TRIADIC series presents a diverse collection of luminaries inspired by the iconic costumes of the Bauhaus Triadic Ballet. The TRIADIC P features three different sizes of circular metal plates harmoniously combined with a marble disk and two options for illumination: general or focused light. This design provides downlighting, creating a captivating atmosphere available in various colors, finishes, and sizes, making it suitable for any interior setting.

Specifications:

TRIADIC P3 / P4 / P5 L
Bulb E27 (E26) (not included)
Dimmable
Recommended CCT 2700K & 3000K
100-240V
Cable length: 180cm / 70.8in
(Extra cable upon request)



Specifications:

TRIADIC PS 3 / PS 4 / PS 5L

Bulb GU10 (not included)

Dimmable

2700K (upon request 3000K or 4000K)

100-240V

Cable length: 180cm / 70.8in

(Extra cable upon request)

Canopy options:

Canopy for this product is **NOT** included.

Select canopy here: [See more](#)

Cable options:

White Black Transparent

Marble options:

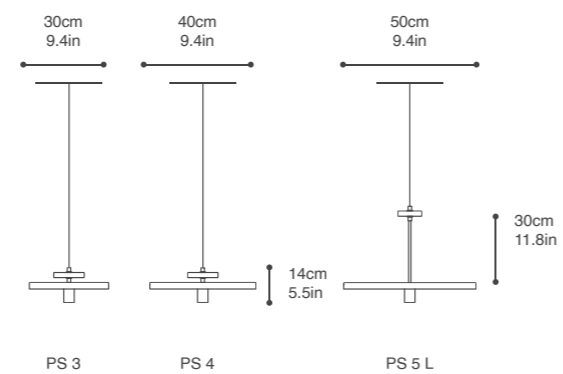
- White Dionysos
- Green Tinos
- Black Marquina
- Red Ritsonas
- Beige Travertine

Finish / Color options:

- Brushed Brass
- Chrome Plated Brass
- Dark Red
- Green
- Beige
- White
- Black
- Finishes / Colors upon request [See more](#)

Finish options (for parts):

- Brushed Brass
- Finishes upon request [See more](#)



TRIADIC T

Suspension lamp

TRIADIC series presents a diverse collection of luminaries inspired by the iconic costumes of the Bauhaus Triadic Ballet. The TRIADIC T features two different lengths of metal tubes harmoniously paired with a marble disk and brass details. This design provides downlighting, creating a captivating atmosphere available in various colors, finishes, and sizes, making it suitable for any interior setting.

Specifications:

Bulb GU10 (not included)
Dimmable
2700K (upon request 3000K or 4000K)
100-240V

Cable length: 180cm / 70.8in
(Extra cable upon request)

Canopy options:

Canopy for this product is *NOT* included.

Select canopy here: [See more](#)

Cable options:

White Black Transparent

Marble options:

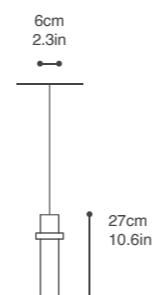
- White Dionysos
- Green Tinos
- Black Marquina
- Red Ritsonas
- Beige Travertine

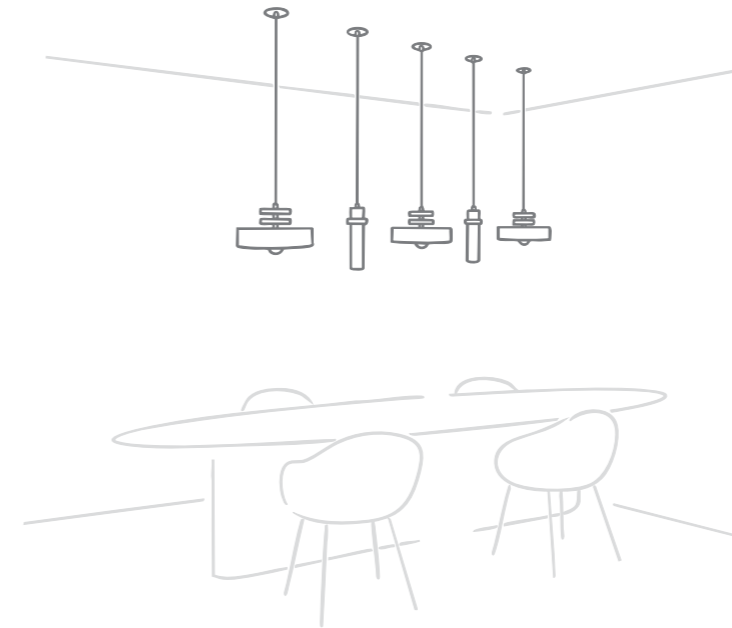

Finish / Color options:

- Half Brushed Brass + Half our colors or any RAL
- Half Chrome Plated Brass + Half our colors or any RAL
- Custom combination of Finish / Color upon request [See more](#)

Finish options (for parts):

- Brushed Brass
- Finishes upon request [See more](#)





TRIADIC T / TRIADIC X / RECESSED CANOPY



TRIADIC X

Suspension lamp

TRIADIC series presents a diverse collection of luminaries inspired by the iconic costumes of the Bauhaus Triadic Ballet. The TRIADIC X features wide cylindrical metal shapes harmoniously combined with one or two marble disks and brass details. This design provides downlighting, creating a captivating atmosphere available in various colors, finishes, and sizes, making it suitable for any interior setting.

Specifications:

Bulb E27 (E26) (not included)

Dimmable

Recommended CCT 2700K & 3000K

100-240V

Cable length: 180cm / 70.8in (Extra cable upon request)

Canopy options:

Canopy for this product is *NOT* included.

Select canopy here: [See more](#)

Cable options:

White Black Transparent

Marble options:

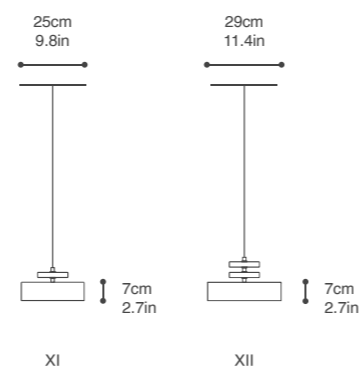
- White Dionysos
- Green Tinos
- Black Marquina
- Red Ritsonas
- Beige Travertine

Finish / Color options:

- Brushed Brass
- Chrome Plated Brass
- Dark Red
- Green
- Beige
- White
- Black
- Finishes / Colors upon request [See more](#)

Finish options (for parts):

- Brushed Brass
- Finishes upon request [See more](#)



TRIADIC E

Suspension lamp

TRIADIC series presents a diverse collection of luminaries inspired by the iconic costumes of the Bauhaus Triadic Ballet. The TRIADIC E features a cylindrical bulb holder harmoniously combined with one or more marble disks and brass details. Available in five various types, this design provides general lighting that creates a captivating atmosphere, making it suitable for any interior setting with a range of colors and finishes.

Specifications:

Bulb E27 (E26) (not included)

Dimmable

Recommended CCT 2700K & 3000K

100-240V

Cable length: 180cm / 70.8in (Extra cable upon request)

Canopy options:

Canopy for this product is **NOT** included.

Select canopy here: [See more](#)

Cable options:

White Black Transparent

Marble options:

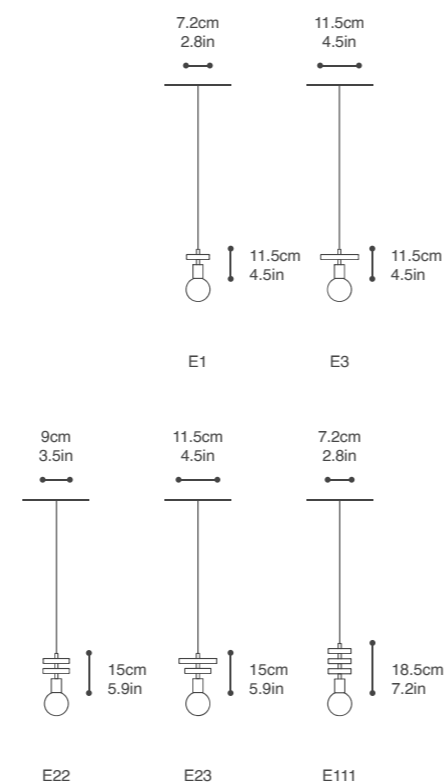
- White Dionysos
- Green Tinos
- Black Marquina
- Red Ritsonas
- Beige Travertine

Finish / Color options:

- Brushed Brass
- Chrome Plated Brass
- Dark Red
- Green
- Beige
- White
- Black
- Finishes / Colors upon request [See more](#)

Finish options (for parts):

- Brushed Brass
- Finishes upon request [See more](#)



TRIADIC B






Wall | Ceiling lamp

TRIADIC series presents a diverse collection of luminaries inspired by the iconic costumes of the Bauhaus Triadic Ballet. The TRIADIC B features a cylindrical bulb holder harmoniously combined with one or more marble disks and brass details. Available in various types can be mounted on wall or ceiling, this design provides general lighting that creates a captivating atmosphere, making it suitable for any interior setting with a range of colors and finishes.









Specifications:

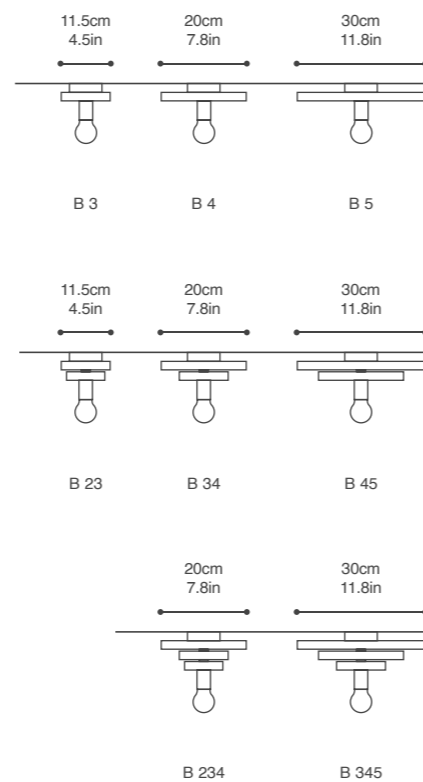
Bulb E27 (E26) (not included)
 Dimmable
 Recommended CCT 2700K & 3000K
 100-240V

Marble options:

-  White Dionysos
-  Green Tinos
-  Black Marquina
-  Red Ritsonas
-  Beige Travertine

Finish / Color options:

-  Brushed Brass
-  Chrome Plated Brass
-  Dark Red
-  Green
-  Beige
-  White
-  Black
-  Finishes / Colors upon request [See more](#)



TRIADIC BM & BC

Wall | Ceiling lamp






The TRIADIC series presents a diverse collection of luminaries inspired by the iconic costumes of the Bauhaus Triadic Ballet. The BM series features a cylindrical bulb holder paired with either a metal disk in the color of your choice or a brass disk in a variety of finishes.

The BC series combines a metal or brass disk with one or more marble disks and brass details. Available in various types, these fixtures can be mounted on either a wall or a ceiling. Providing general lighting with a captivating atmosphere, the design suits any interior setting and is offered in a wide range of colors and finishes.









Specifications:

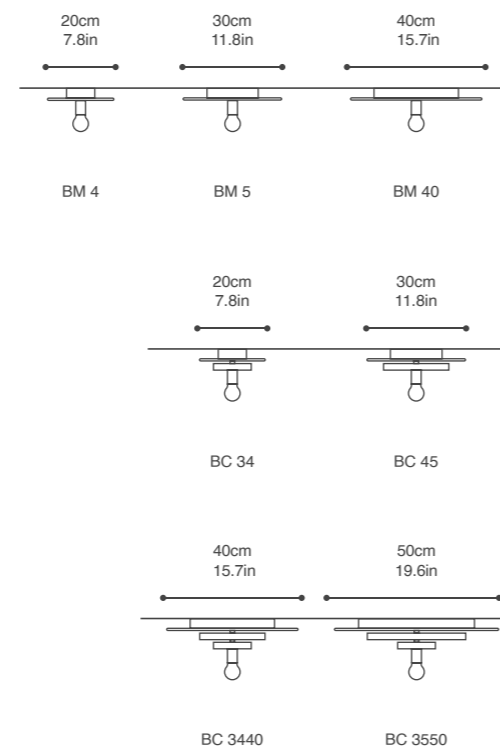
Bulb E27 (E26) (not included)
 Dimmable
 Recommended CCT 2700K & 3000K
 100-240V

Marble options:

-  White Dionysos
-  Green Tinos
-  Black Marquina
-  Red Ritsonas
-  Beige Travertine

Finish / Color options:

-  Brushed Brass
-  Chrome Plated Brass
-  Dark Red
-  Green
-  Beige
-  White
-  Black
-  Finishes / Colors upon request [See more](#)



TRIADIC

Floor lamp

TRIADIC series presents a diverse collection of luminaries inspired by the iconic costumes of the Bauhaus Triadic Ballet. The TRIADIC floor lamps features four different metal shapes harmoniously combined with one or two marble disks with brass details and a sturdy metal base. This design provides downlighting, creating a captivating atmosphere available in various colors, finishes, and sizes, making it suitable for any interior setting.

Specifications:

TRIADIC FLOOR A / D

Bulb E27 (E26) (not included)
Dimmable upon request
Recommended CCT 2700K & 3000K
100-240V

TRIADIC FLOOR X / P

Bulb GU10 (not included)
Dimmable upon request
2700K (upon request 3000K or 4000K)
100-240V

Marble options:

- White Dionysos
- Green Tinos
- Black Marquina
- Red Ritsonas
- Beige Travertine

Finish / Color options (for shade or base):

- Brushed Brass
- Chrome Plated Brass
- Dark Red
- Green
- Beige
- White
- Black

Finishes / Colors upon request

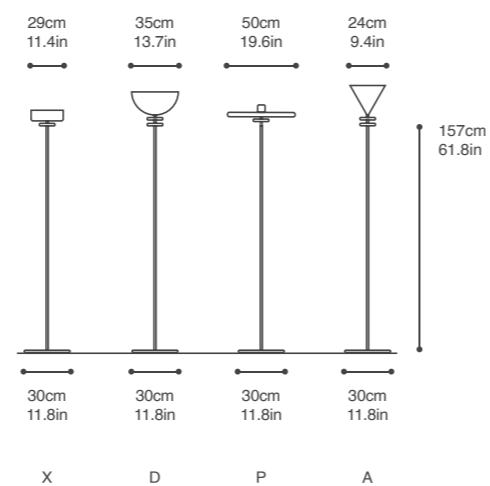
[See more](#)

Finish options (for parts with rod):

- Brushed Brass

Finishes upon request

[See more](#)



TRIADIC A
Shade & base: Dark Red / Parts with rod: Brushed Brass



Specifications:

TRIADIC FLOOR T

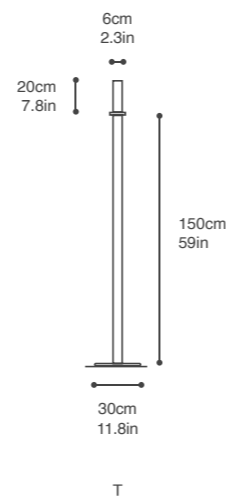
Bulb GU10 (not included)
Dimmable upon request
2700K (upon request 3000K or 4000K)
100-240V

Marble options:

- White Dionysos
- Green Tinos
- Black Marquina
- Red Ritsonas
- Beige Travertine

Finish / Color options:

- Brushed Brass
- Chrome Plated Brass
- Dark Red
- Green
- Beige
- White
- Black
- Finishes / Colors upon request [See more](#)



CHORD

Suspension lamp

CHORD is suspension lamp features a metal canopy and a rectangular marble base with a slit, acting like a chord to the illuminated aluminum powder-coated hoop. The geometric design plays with balance, creating a striking visual dynamic that adds elegance and sophistication to any space while providing warm, effective illumination.

Specifications:

Board LED 24V - CRI>90

Dimmable 1-10V

(upon request: Push / DALI / Casambi)

2700K (upon request 3000K or 4000K)

220-240 / 120V

1070 lm

Cable length: 180cm / 70.8in
(Extra cable upon request)

Canopy options:



Surface

(Canopy in matching color / finish)

Cable options:

● Transparent

Marble options:

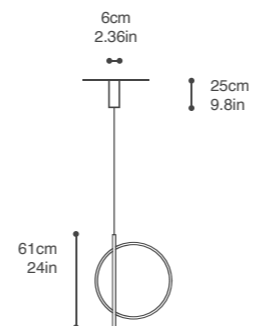
● White Dionysos

● Green Tinos

Color options:

○ White

● Black



BOW

Suspension lamp

BOW is suspension luminaire features a semi-hoop design, with a body crafted from solid brass. It vertically supports two light sources, elegantly held by a lamp holder made using traditional sand casting techniques. The fixture showcases a luminous halo created by integrated LED light sources, adding a striking element to any space.

Specifications:

Board LED 24V - CRI>90

Dimmable 1-10V

(upon request: Push / DALI / Casambi)

2700K (upon request 3000K or 4000K)

220-240 / 120V

960 lm

*Length to order: Minimum 10 cm / 3.93 in

Canopy options:

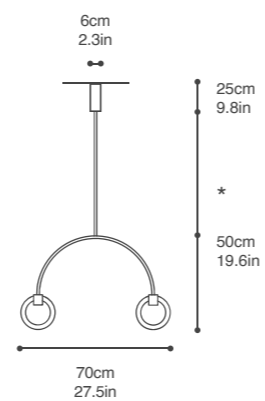


Surface

(Canopy in matching color / finish)

Finish options:

 Brushed Brass



ARGES

Floor & Table lamp

ARGES is luminaire features a simple form resembling an incomplete circular arm resting on a straight metal structure. The light source, a luminous halo, is connected to the brass bulb holder at one end, completing the design. A solid cylindrical marble base provides stability and elegance, while the bulb holder is crafted from brass using traditional sand casting techniques, adding a touch of craftsmanship to the piece.

Specifications:

Board LED 24V - CRI>90

Dimmable Push

2700K (upon request 3000K or 4000K)

220-240 / 120V

480 lm

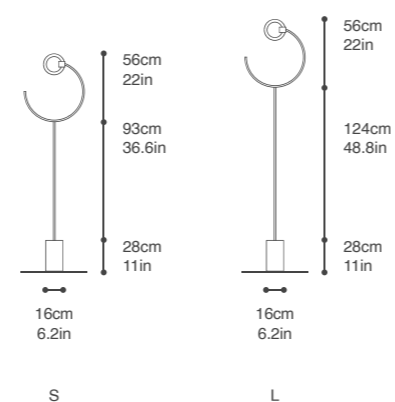
Marble options:

 White Dionysos

 Green Tinos

Finish options:

 Brushed Brass



ARGES

Floor | Table lamp



ARGES is luminaire features a simple form resembling an incomplete circular arm resting on a straight metal structure. The light source, a luminous halo, is connected to the brass bulb holder at one end, completing the design. A solid cylindrical marble base provides stability and elegance, while the bulb holder is crafted from brass using traditional sand casting techniques, adding a touch of craftsmanship to the piece.

Board LED 24V - CRI>90
Dimmable (options: Push button)
2700K (upon request 3000K or 4000K)

220-240 / 120V

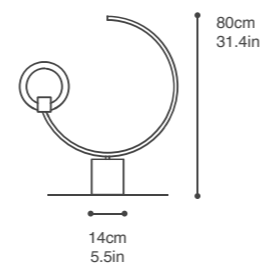
480 lm

Marble options:

-  White Dionysos
-  Green Tinos

Finish options:

-  Brushed Brass



CODE

Suspension lamp

CODE is suspension luminaire features a fixed brass structure that culminates in a traditionally sand-cast bulb holder, paired with a halo-shaped LED light source. The floating section includes a rectangular counterweight crafted from fine marble, designed to be thin enough to enhance light transmission. Beyond its role as a counterweight, this design also functions as a means of shading and reflection, adding both utility and elegance to the fixture.

Specifications:

Board LED 24V - CRI>90
Dimmable 1-10V
(upon request: Push / DALI / Casambi)
2700K (upon request 3000K or 4000K)
220-240 / 120V
480 lm

*Length to order: Minimum 10 cm / 3.93 in

Canopy options:



Surface

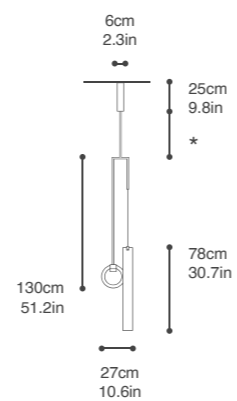
(Canopy in matching color / finish)

Marble options:

White Dionysos

Finish options:

Brushed Brass



JETTUS

Suspension lamp

JETTUS, inspired by the unique Jettus or “bleeding heart” flower, this suspension luminaire features a metal structure with clean geometry and a gracefully curved form that resembles a stem. At the end of this structure is a traditionally sand-cast bulb holder, hand-crafted with an engraved LED halo light source. Completing the design, a floating cylindrical marble piece acts as a movable counterweight, adding both balance and support to the entire composition.

Specifications:

Board LED 24V - CRI>90
Dimmable 1-10V
(upon request: Push / DALI / Casambi)
2700K (upon request 3000K or 4000K)
220-240 / 120V
480 lm

*Length to order: Minimum 10 cm / 3.93 in



Canopy options:



Surface

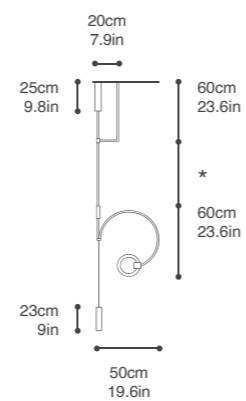
(Canopy in matching color / finish)

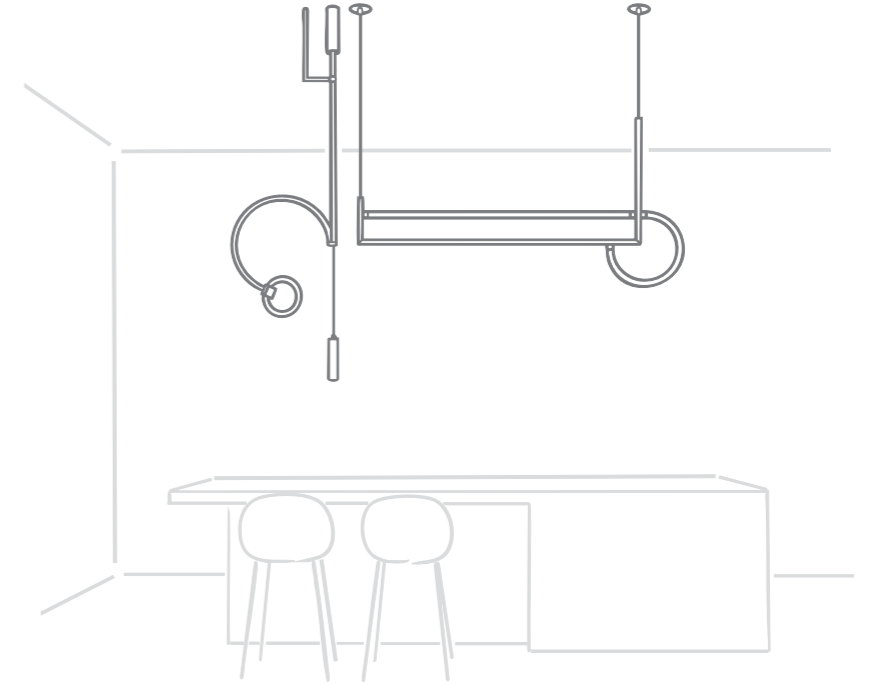
Marble options:

-  White Dionysos
-  Green Tinos

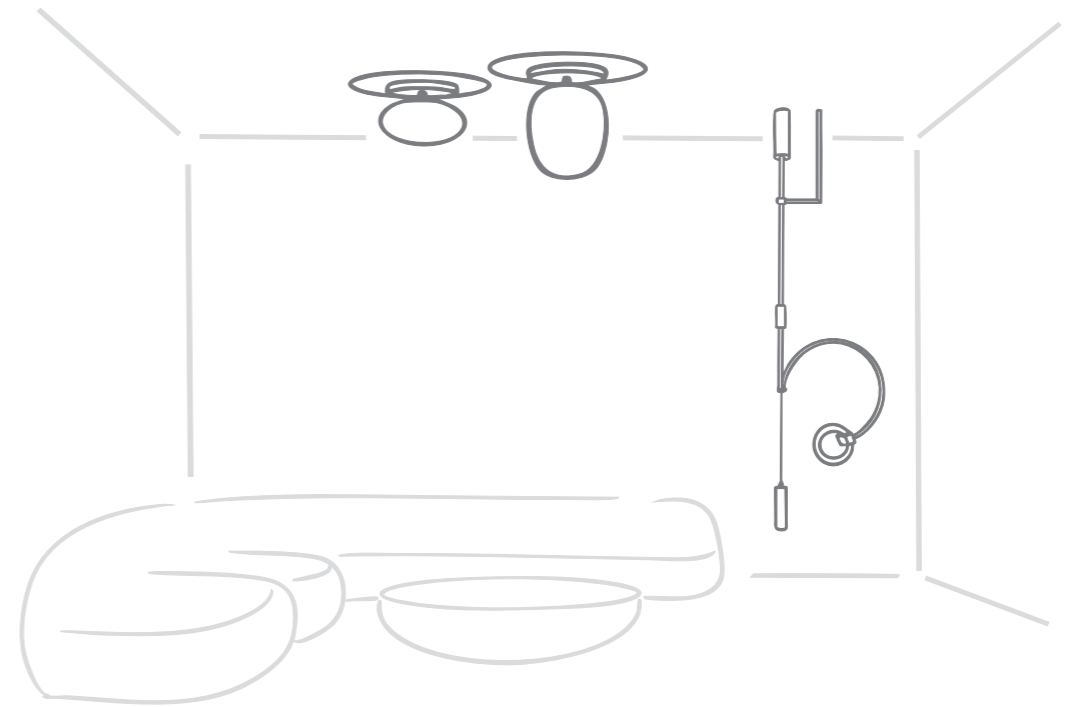
Finish options:

-  Brushed Brass





JETTUS / MAST T5 - REMOTE CANOPY



JETTUS / FANOS 440-S / FANOS 440-L

WADJET

Suspension lamp

WADJET is suspension luminaire features an elegantly imperfect brass circle as its defining structure. A vertically supported LED halo is set within a traditionally hand-crafted, sand-cast bulb holder, adding a touch of artisanal detail. A suspended rectangular marble surface completes the design, enhancing its balance and timeless elegance.

Specifications:

Board LED 24V - CRI>90
Dimmable 1-10V
(upon request: Push / DALI / Casambi)
2700K (upon request 3000K or 4000K)
220-240 / 120V
480 lm

*Length to order: Minimum 10 cm / 3.93 in



Canopy options:



Surface

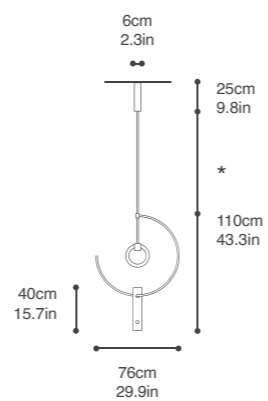
(Canopy in matching color / finish)



Marble options:

-  White Dionysos
-  Green Tinos

Finish options:

-  Brushed Brass





WADD

Floor lamp

WADD is floor lamp rests on a solid, geometrically cut marble base, supporting an eccentrically mounted brass post. At the top of the post, an LED halo light source pairs with a finely cut, round marble disc. The marble is carefully crafted to be thin, allowing for both transparency and durability. The adjustable light source along the brass post provides versatile options for indirect and direct lighting, adapting effortlessly to your desired ambiance.

Specifications:



Board LED 24V - CRI>90
Dimmable Push

2700K (upon request 3000K or 4000K)

220-240 / 120V

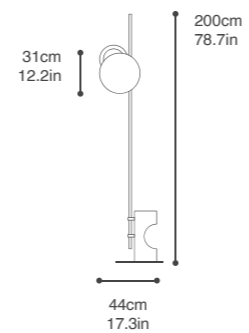
480 lm


Marble options:

-  White Dionysos
-  Green Tinos

Finish options:

-  Brushed Brass





HELEN

Floor | Table lamp

HELEN is versatile ring-shaped lamp can be elegantly displayed on a table or floor. Its conical base, inspired by the form of a diamond, is made of solid marble, allowing for effortless rotation while ensuring stability. The handcrafted bulb holder, crafted using traditional sand-casting techniques, features an engraved LED halo light source, seamlessly blending sophistication with functionality in a striking design.

Specifications:

Board LED 24V - CRI>90
Dimmable Push

2700K (upon request 3000K or 4000K)

220-240 / 120V



HELEN S

480 lm

HELEN L

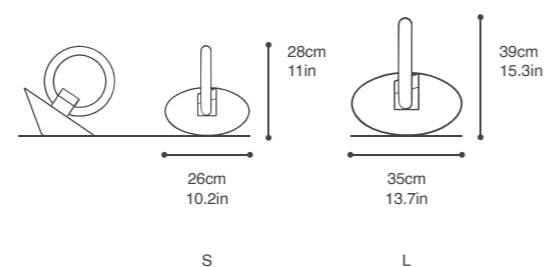
760 lm

Marble options:

-  White Dionysos
-  Green Tinos

Finish options:

-  Brushed Brass





OLEI

Floor | Table lamp

OLEI is table lamp features a solid marble sphere resting on a sand-cast brass ring, allowing smooth rotation. The halo LED light source is mounted on a traditionally sand-cast bulb holder attached to the sphere, enabling the user to adjust the light's position and experiment with various forms and lighting angles, adding both functionality and artistic expression to any space.

Specifications:

Board LED 24V - CRI>90
Dimmable Push

2700K (upon request 3000K or 4000K)

220-240 / 120V

OLEI S

480 lm

OLEI L

760 lm

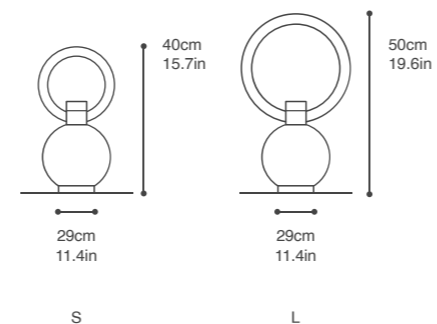
Marble options:

 White Dionysos

 Green Tinos

Finish options:

 Brushed Brass





LIBRA

Suspension lamp

LIBRA luminaire is an elegant suspension chandelier featuring a pendulous, circular marble weight that allows for the adjustment of the main bar's angle. Crafted from brass, it showcases a halo LED light source mounted on a traditionally sand-cast bulb holder, seamlessly blending sophistication and functionality into a striking design.

Specifications:

Board LED 24V - CRI>90
Dimmable 1-10V
(upon request: Push / DALI / Casambi)
2700K (upon request 3000K or 4000K)
220-240 / 120V
480 lm
Cable length: 180cm / 70.8in
(Extra cable upon request)

Counterweight options:

Counterweight E1 / E2

Canopy options:



Surface

(Canopy in matching color / finish)

Cable options:

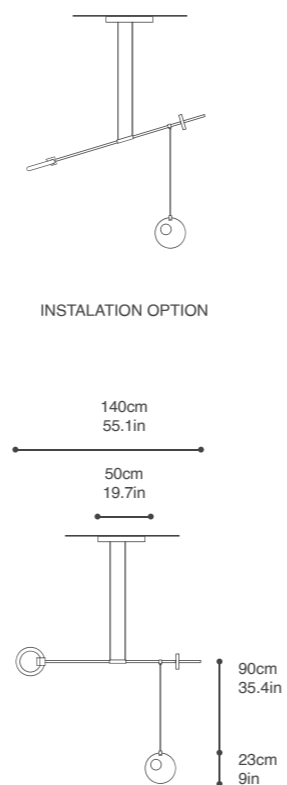
● Transparent

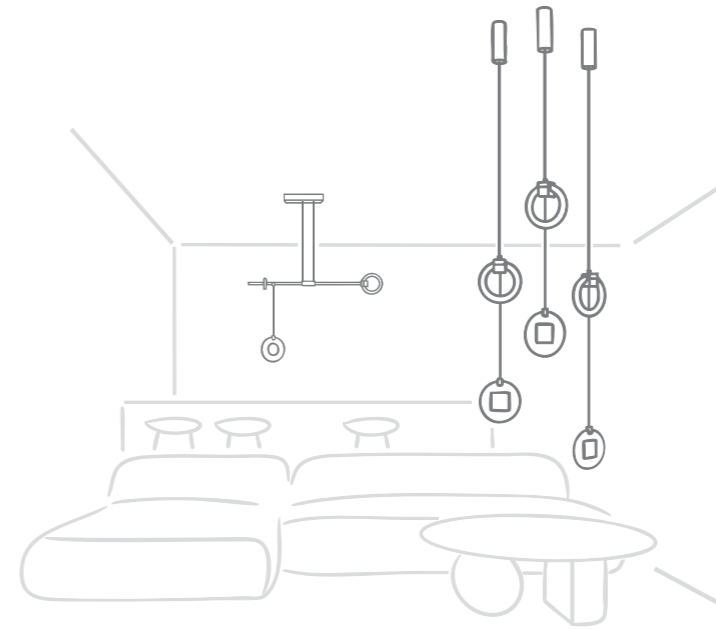
Marble options:

- White Dionysos
- Green Tinos
- Black Marquina
- Red Ritsonas
- Beige Travertine

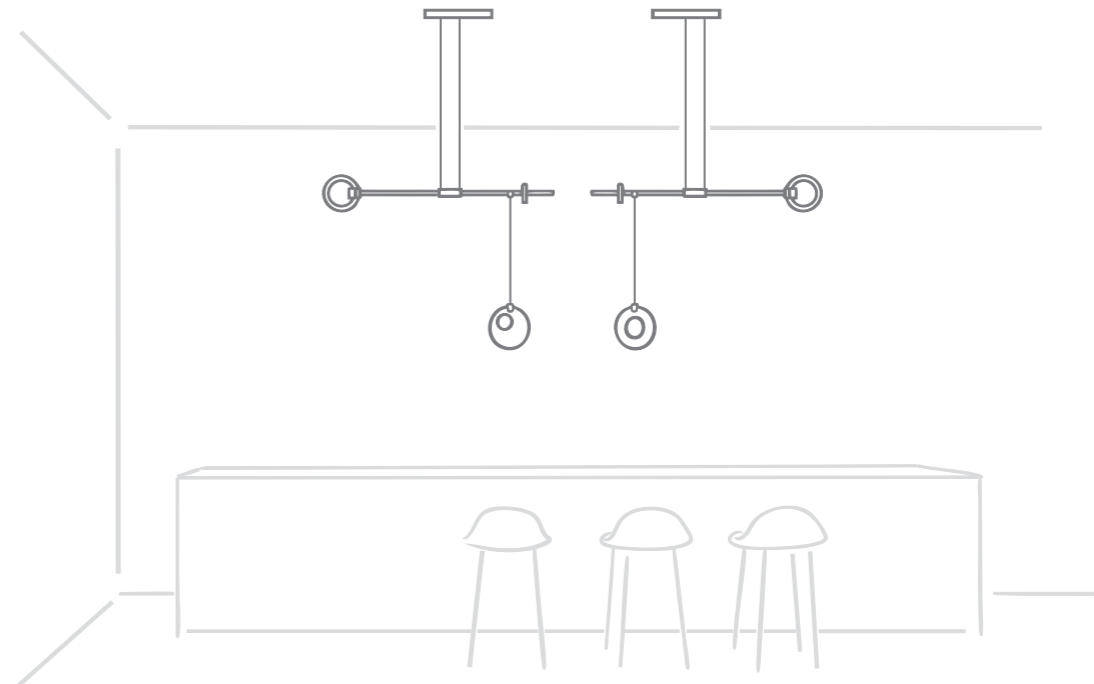
Finish options:

● Brushed Brass





LIBRA E2 / RUNE E4



LIBRA E1 / LIBRA E2

RUNE

Suspension lamp

RUNE luminaire is a striking adjustable pendant light that seamlessly blends artistry and functionality. Its design features handcrafted marble elements, which provide both stability and a unique aesthetic, allowing for effortless height adjustment of the LED halo light source. The traditional sand-casting technique used for the bulb holder not only adds to its craftsmanship but also highlights its artisanal quality.

Specifications:

Board LED 24V - CRI>90
Dimmable 1-10V
(upon request: Push / DALI / Casambi)
2700K (upon request 3000K or 4000K)
220-240 / 120V
480 lm
Cable length: 180cm / 70.8in
(Extra cable upon request)

Counterweight options:

Counterweight E3 / E4 / E5 / E6

Canopy options:



Surface

(Canopy in matching color / finish)

Cable options:

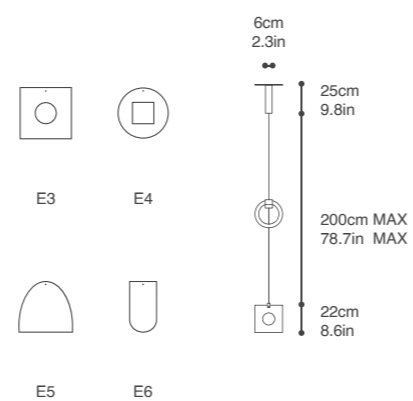
● Transparent

Marble options:

- White Dionysos
- Green Tinos
- Black Marquina
- Red Ritsonas
- Beige Travertine

Finish options:

● Brushed Brass



SOTTSASS

Floor lamp

SOTTSASS is a striking floor fixture that creatively plays with the illusion of symmetry. Its design features two parallel yet non-symmetrical lines crafted from oblique-cut marble and an angled brass rod, resulting in a dynamic visual appeal. The composition culminates in a horizontal LED halo light source that emits a bright, inviting glow. This fixture not only provides functional lighting but also serves as a captivating art piece, effortlessly blending modern design with elegant craftsmanship.

Specifications:

Board LED 24V - CRI>90
Dimmable Push

2700K (upon request 3000K or 4000K)

220-240 / 120V

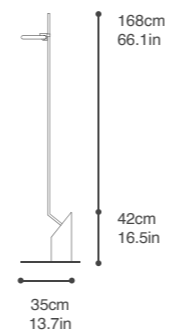
480 lm

Marble options:

-  White Dionysos
-  Green Tinos

Finish options:

-  Brushed Brass



VANITY

Floor lamp

VANITY is a mobile floor lamp that features a distinctive slight tilt, giving it a modern and elegant appearance. Its innovative design allows it to be positioned vertically by placing the marble sphere on the upper side of its base, effectively shifting its center of gravity. This playful manipulation of equilibrium not only enhances its visual interest but also offers versatility in lighting options, making the Vanity a captivating and functional addition to any space.

Specifications:



Board LED 24V - CRI>90
Dimmable Push

2700K (upon request 3000K or 4000K)

220-240 / 120V

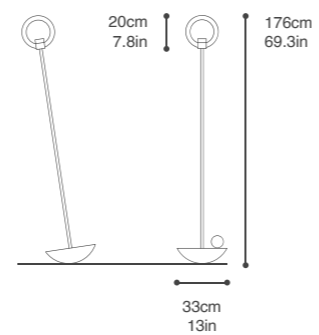
480 lm

Marble options:

-  White Dionysos
-  Green Tinos

Finish options:

-  Brushed Brass



VANITY

Table lamp

VANITY is a mobile floor lamp that features a distinctive slight tilt, giving it a modern and elegant appearance. Its innovative design allows it to be positioned vertically by placing the marble sphere on the upper side of its base, effectively shifting its center of gravity. This playful manipulation of equilibrium not only enhances its visual interest but also offers versatility in lighting options, making the Vanity a captivating and functional addition to any space.

Specifications:



Board LED 24V - CRI>90
Dimmable Push

2700K (upon request 3000K or 4000K)

220-240 / 120V

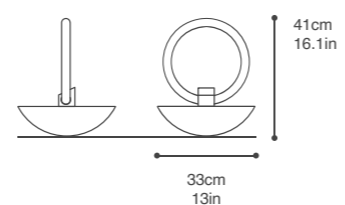
760 lm

Marble options:

-  White Dionysos
-  Green Tinos

Finish options:

-  Brushed Brass



VANITY O



Floor | Table lamp

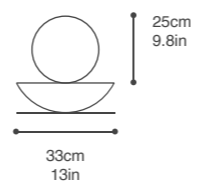
VANITY O is a mobile table lamp that features a distinctive slight tilt that allows it to move and balance. The opal sphere-shaped diffuser, crafted from two layers of mouth-blown glass with a matte finish, creates a warm and inviting atmosphere in any space.

Specifications:

Bulb E27 (E26) not included)
Dimmable upon request
Recommended CCT 2700K & 3000K
100-240V

Marble options:

-  White Dionysos
-  Green Tinos



TAILOR MADE

Wall lamp



TAILOR MADE is versatile wall lamp is crafted using embroidery hoops and backlit textiles that are easy to change and replace. Available in either a six or eight-piece configuration, the design allows you to combine multiple units in various arrangements, creating diverse and unique installations using fabric of your choice. This adaptability not only enhances functionality but also allows for personal expression in your space.

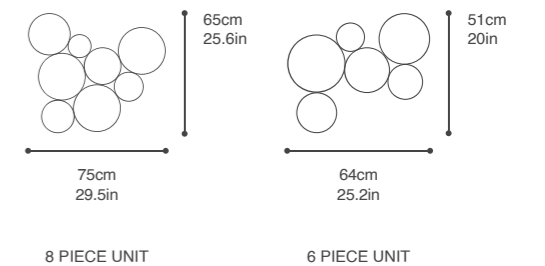
Specifications:

Board LED 24V - CRI>90
Dimmable 1-10V
(upon request: Push / DALI / Casambi)
2700K (upon request 3000K or 4000K)
220-240 / 120V
5500 lm

*Combine two or more units, in different ways

Textiles options:

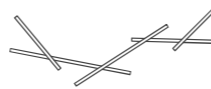
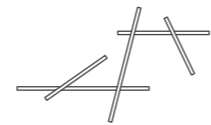
- Textiles: Solo Athens
- Textiles: Dimitris Petrou



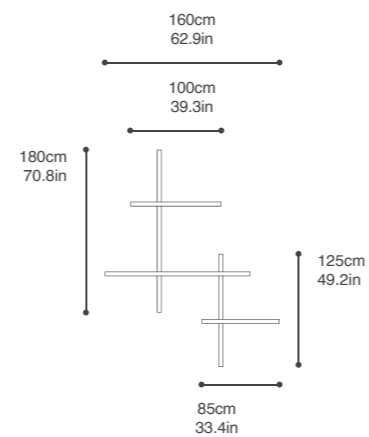
WOODEN YOGA

Wall lamp

WOODEN YOGA, inspired by yoga poses, this backlit wall lamp was one of the first designs created in 2011, featuring illuminating wooden rods. The rods can be easily arranged and connected in various configurations and angles, allowing for a customized wall lamp design. This innovative approach not only provides functional lighting but also creates a cozy atmosphere.



INSTALLATION OPTIONS*



Specifications:

Board LED 24V - CRI>90

Dimmable 1-10V

(upon request: Push / DALI / Casambi)

2700K (upon request 3000K or 4000K)

220-240 / 120V

2500 lm

*Wooden rods can be easily arranged and connected, in different ways and angles

Wood options:

Wood: Lacquered white





CIRCLE EYE

Suspension | Wall lamp

CIRCLE EYE is suspension or wall lamp features a unique bicycle wheel headpiece available in an assortment of colors for selection. The headpiece is equipped with a half-mirror bulb that produces a stunning circular shadow pattern on the ceiling or wall, creating an eye-catching lighting effect. Its playful and artistic design makes it a standout piece that enhances the ambiance of any room.

Specifications:

Bulb E27 (E26) (not included)
Dimmable
Recommended CCT 2700K & 3000K
100-240V

Cable length: 180cm / 70.8in (suspension only)
(Extra cable upon request)

*Circle Eye wall can be combined with wire,
On/Off button and plug

Canopy options (for suspension only):



Surface

White Black

Cable options (for suspension only):

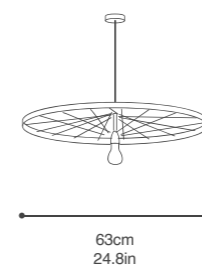
White Black Transparent

Color options:

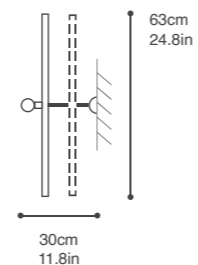
Dark Red
 Green
 Beige
 White
 Black

Colors upon request [See more](#)

SUSPENSION



WALL*



FOG

Suspension lamp

FOG is a chandelier made from small pieces of wire mesh carefully arranged around an egg-shaped metal frame. When lit, it emits a subtle 'foggy' effect, casting soft shadows that create a calming atmosphere. This understated design serves as a functional light source while adding a delicate touch to any space.

Specifications:

Bulb E27 (E26) (not included)
Dimmable
Recommended CCT 2700K & 3000K
100-240V
Cable length: 180cm / 70.8in
(Extra cable upon request)

Canopy options:



Surface


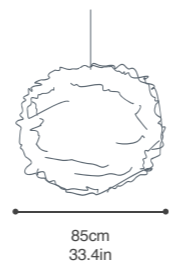
White Black

Cable options:

Transparent

Color options:

Silver -Grey








COUNTERWEIGHT

Decorative element



Counterweights are sometimes incorporated into our luminaires to provide stability. They can also be combined with any ceiling or pendant lamps to enhance aesthetics, creating a dynamic interplay of shadow and light. Additionally, they can serve as decorative elements in a space, whether used individually or in groups to create an installation.

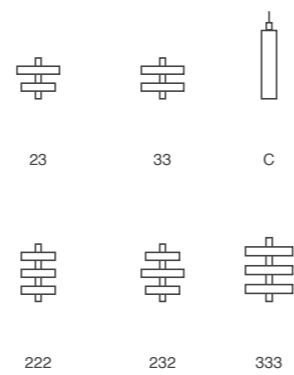
Marble options:

-  White Dionysos
-  Green Tinos
-  Black Marquina
-  Red Ritsonas
-  Beige Travertine

Counterweight C available in white and green marble

Finish options (for parts):

-  Brushed Brass
-  Finishes upon request [See more](#)








COUNTERWEIGHT E



Decorative element

Counterweights are sometimes incorporated into our luminaires to provide stability. They can also be combined with any ceiling or pendant lamps to enhance aesthetics, creating a dynamic interplay of shadow and light. Additionally, they can serve as decorative elements in a space, whether used individually or in groups to create an installation. The E series of counterweights features shapes sculpted on a flat thin marble surface, allowing them to move gracefully with a slight breeze.

Marble options:

-  White Dionysos
-  Green Tinos
-  Black Marquina
-  Red Ritsonas
-  Beige Travertine

Finish options (for parts):

-  Brushed Brass
-  Finishes upon request [See more](#)



E1

E2

E3




E4

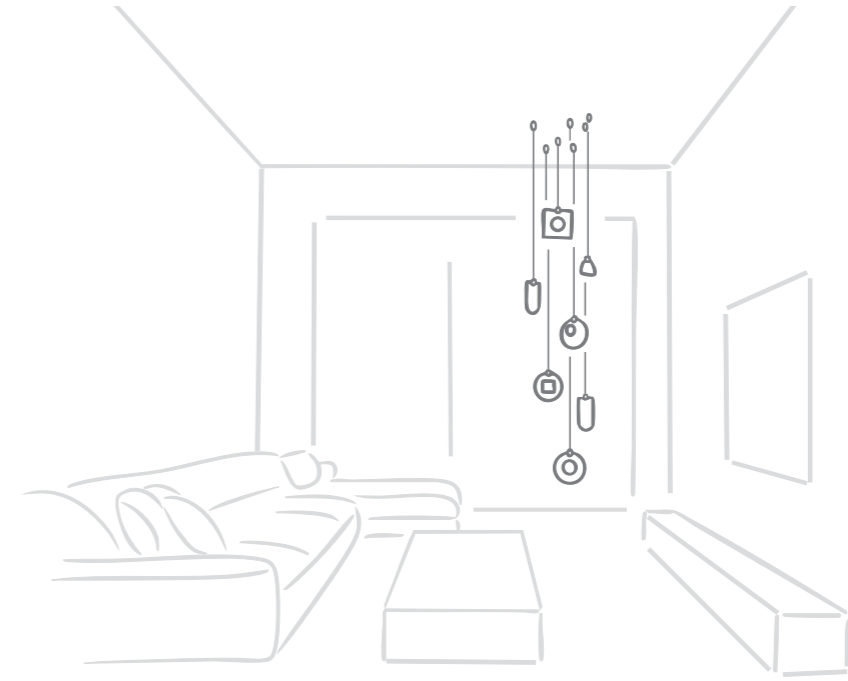
E5

E6

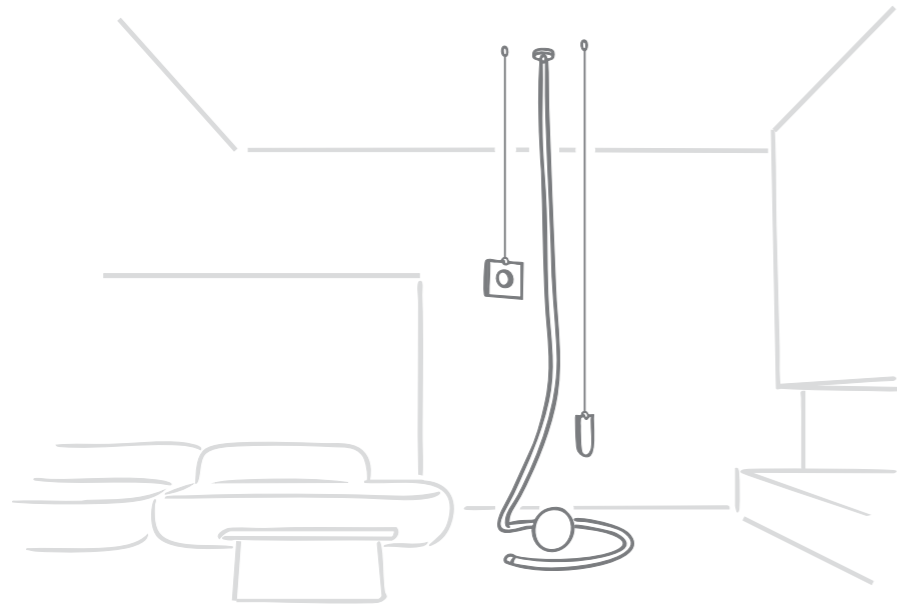





COUNTERWEIGHT E2 / E6 / CILINDRO D913H



COUNTERWEIGHT E1/ E2 / E3 / E4 / E5 / E6



COUNTERWEIGHT E3 / E6 / TITI V NC / MARBLE SPHERE



COUNTERWEIGHT E5 / E6 / MAST I

CANOPIES

Our studio offers a wide range of canopy solutions to showcase your lighting in the best way possible. We can help you find the perfect style from our collection or manufacture a canopy specifically designed for your space. Explore different materials and finishes to create the ideal piece that reflects your unique style.

SINGLE




SURFACE
Ø 10 cm / 3.9 in



SURFACE MARBLE
Ø 11.5 cm / 4.5 in



SURFACE JB
Ø 12 cm / 4.7 in



SURFACE MARBLE JB
Ø 15 cm / 5.9 in



RECESSED
Ø 8.5 cm / 3.3 in



RECESSED MARBLE
Ø 11.5 cm / 4.5 in

MULTIPLE



SURFACE 2-WAY
Ø 30 cm / 11.8 in



SURFACE 3-WAY
Ø 35 cm / 13.7 in




SURFACE 5-WAY
Ø 45 cm / 17.7 in



SURFACE 10-WAY
Ø 50 cm / 19.6 in



SURFACE 21-WAY
Ø 75 cm / 29.5 in



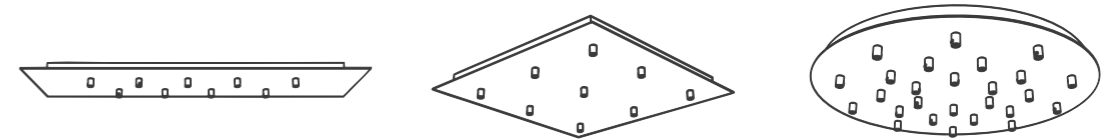
AXIS (2-10 Lights)
Ø 21 cm / 8.2 in

ACCESORIES



CABLE PIN
Compatible with both
Single & Multiple canopies

BESPOKE



Discover our range of custom-engineered rectangular and round canopies, designed with accuracy and reliability to address the specific requirements of your project.

Collaborate with our team to ensure a solution that aligns seamlessly with your vision.

Marble options:

- White Dionysos
- Green Tinos
- Black Marquina
- Red Ritsonas
- Beige Travertine

Color options:

- Black
- White

Finishes / Colors upon request [See more](#)

CUSTOMIZED INSTALLATION MANUAL

For projects involving the installation of multiple lighting fixtures, our company offers a custom-made installation manual, meticulously designed to guide electricians throughout the process. This ensures that the final result reflects the elegance and precision you have envisioned for your project.

Consult our team to receive your personalized manual and experience the flawless installation you have imagined.

OUR COMPANY

Our company focuses on handmade products and has expertise in brass and marble. Our headquarters are in Athens, where we primarily use local marble and benefit from the experienced craftsmanship of Greek artisan traditions.

Alongside our extensive catalogue offering, we specialize in customization and provide custom or bespoke versions of our designs. Allowing our customers to select from a wide range of powder-coated colors, brass oxidation, brass-plated finishes, various marble options, and CCT LED variety upon request, ensuring that each item is a perfect reflection of their personal style.

For our most discerning clients, we offer exclusive finishes such as 24-carat gold plating, rose gold, and silver, elevating the elegance of every piece.

While we embrace the use of advanced technology in our production processes when necessary, we also remain committed to preserving the traditional craftsmanship of local artisans, keeping traditional techniques alive and honoring the artistry passed down through generations.

MARBLES



White Dionysos marble

Dionysos is an area on Mount Penteli in the Attica region of Greece, is notable for its fine white color, occasionally accented with subtle green and orange veins. Marble from this area was used to construct the Parthenon on the Acropolis of Athens.



Green Tinos marble

Tinos is a Greek island in the Cyclades complex, in the Aegean Sea. Apart from its natural beauty, it is famous for its rare and unique green marble, which is sought after for its striking coloration and distinctive veining.



Black Marquina marble

Marquina Black marble is a high-quality calcite stone known for its deep black color, resembling a dark night sky occasionally illuminated by striking white veins and fossils. This dramatic contrast enhances its visual appeal, making it a popular choice for various applications. It is a type of black bituminous limestone extracted from the region of Markina in the Basque Country of northern Spain.



Red Ritsonas marble

Ritsona Red Marble has a beautiful variation of shades of red and is quarried on the mainland of Greece. This material features a very low water absorption rate, enhancing its durability and making it suitable for various applications.



Beige Travertine marble


Travertine is a type of limestone that is formed by mineral deposits from natural springs. This sedimentary stone is created by a rapid precipitation of calcium carbonate, known as calcite. It is known for its porous nature, which can create a distinctive texture and makes it lightweight compared to denser stones.




White Sykis marble

Sykis Marble is a distinguished Greek marble quarried in the region of Volos, Thessaly. It is known for its elegant linear veins, which create a distinct natural pattern, and its warm, earthy tones in white, grey, and beige. In some fine-grained sections, when cut thin, the marble exhibits a translucent effect that resembles alabaster.

FINISHES UPON REQUEST



OUR COLORS



RAL COLORS



RAL code

CLEANING INSTRUCTIONS

Before cleaning Lighting fixtures must be turned off and unplugged from main electricity.

Whilst cleaning them please be extremely careful.

Metallic/ marble/ wood parts: Use a lightly damp soft dust cloth and gently go over until clean. Dry it afterwards with a soft dust cloth.

Textiles: Dry cleaning is recommended.

Metallic mess: Removed the dust using compressed air.

Make sure the product is completely dry before switching the electricity on.

All of our luminaires are handmade and come in natural finishes.

Bespoke versions of our fixtures are available.

Every effort is made to ensure accurate representation of product colours, finishes and dimensions, CHRIS BASIAS reserves the right to alter these details without notice, in compliance with its own production needs, technological changes or in response to the current market needs. Colour swatches are for reference only; CHRIS BASIAS cannot guarantee exact colour match for any product finishes.

All designs are protected under copyright law. CHRIS BASIAS holds the exclusive manufacturing and distribution rights worldwide.

Copying will be prosecuted.

All light fixtures in this catalogue have CE marking compliance.

CHRIS BASIAS is a registered trademark

Copyright © 2026 CHRIS BASIAS

All Rights Reserved.

Reproduction in whole or in part of texts and images
without express written permission is prohibited.



CHRIS BASIAS SHOWROOM

Anagnostopoulou 42, Kolonaki, Athens, Greece

T. +30 210 362 4563 +30 694 760 6891

info@chrisbasias.com www.chrisbasias.com

